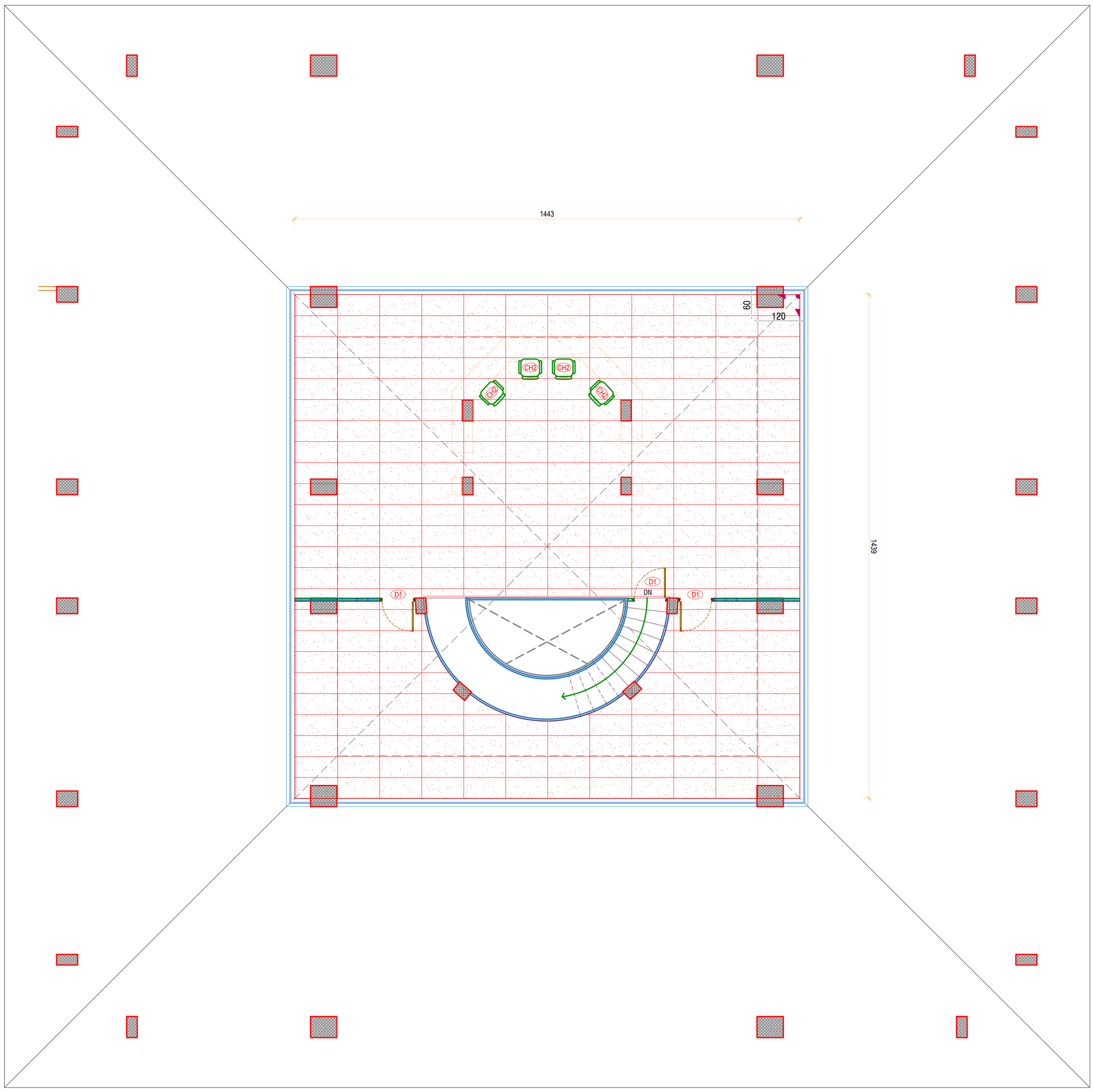

EIGHTH FLOOR

LEGEND

CODE
T1 120 X 60
T2 120 X 60

CODE
T3 120 X 240
T4 (DARK) 120 X 180
T4 (LIGHT) 120 X 180

CODE
T5 120 X 60
T6 320 X 160
T8 120 X 60

PROJECT : **COCHIN PORT AUTHORITY OFFICE INTERIOR RENOVATION**

TITLE : **EIGHTH FLOOR FLOORING LAYOUT**

CLIENT : **COCHIN PORT TRUST**

GENERAL NOTES :

1. DO NOT SCALE THE DRAWING FOLLOW WRITTEN DIMENSIONS ONLY.
2. ANY DISCREPANCY IN THE DRG. SHOULD BE BROUGHT TO THE NOTICE OF THE ARCHITECT IMMEDIATELY.
3. ALL DIMENSIONS SHOWN TO BE VERIFIED BEFORE EXECUTION.
4. ALL DIMENSIONS ARE IN CM UNLESS OTHERWISE SPECIFIED.
5. THIS IS THE PROPERTY OF BLUE BOX IT SHALL NOT BE COPIED OR PRINTED WITHOUT PERMISSION.
6. ALL DIMENSIONS INDICATED ARE EXCLUDING PLASTER THICKNESS.
7. REFER STRUCTURAL DRG. FOR R.C.C. DETAILS.
8. REFER DETAIL DRG. FOR DOOR, WINDOW,STRUCTURE,HANDLE, STAIRCASE,TOILET LAYOUT. ETC.
9. FLOOR FINISH OF 5cm THICKNESS IS ASSUMED UNLESS OTHERWISE MENTIONED
10. READ THIS DRG IN CONJUNCTION WITH STRUCTURAL,INTERIOR AND SERVICE DRAWINGS.
11. FOR DETAILED DESCRIPTION OF FINISHES REFER SCHEDULE OF FINISHES DR
12. BOQ AND SCHEDULE OF FINISH SHOULD BE REFERRED ALONG WITH THE DRAWINGS
13. QUANTITIES VARIATION OR MISSED OUT ITEMS TO BE DISCUSSED WITH THE CONSULTANTS AND PROCEED FURTHER

REVISION	DESCRIPTION	DATE

ISSUED FOR : INFORMATION ☒ COMMENTS ☐ TENDER ☐ APPROVAL ☐ EXECUTION ☐

STRUCTURAL CONSULTANT : .....

PLUMBING CONSULTANT : .....

ELECTRICAL CONSULTANT : .....

ORIENTATION

N

DRAWING NO: 2248-COPA-ID-8F FLLT

DRAWN BY : SKP	SCALE 1:100
CHECKED BY : SOMU	SHEET SIZE : A2
DATE 02-02-2025	SHEET NO : 09 of 09

FILE INFO : .....

BLUEBOX ARCHITECTURAL DESIGN COMPANY

G8, 1st Cross Road, Panampilly Nagar,Cochin.
0484 223300, +91 9745409300
mail@blueboxarchitects.com
www.blueboxarchitects.com

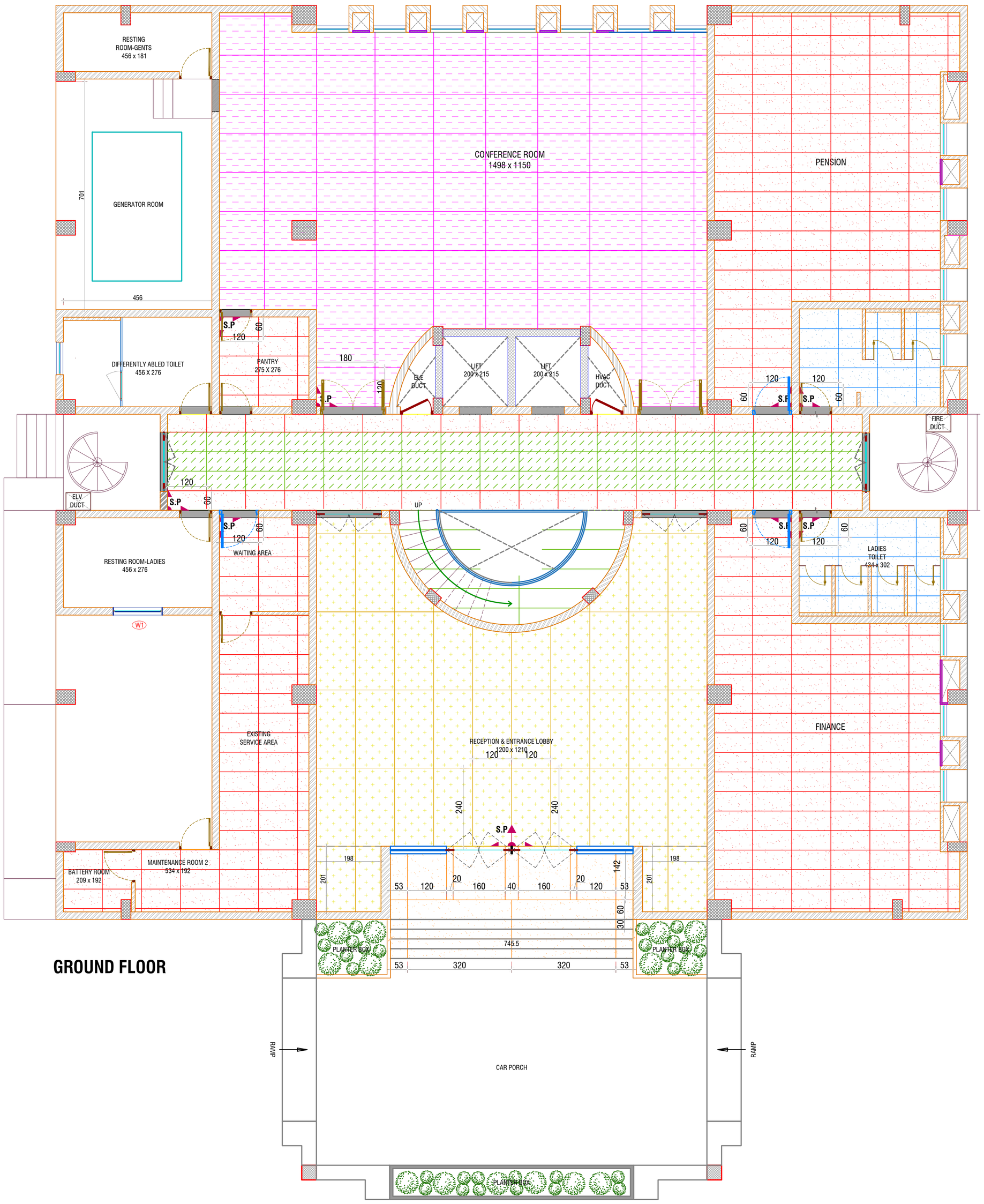

GROUND FLOOR

LEGEND

CODE	
T1	120 X 60
T2	120 X 60

CODE	
T3	120 X 240
T4 (DARK)	120 X 180
T4 (LIGHT)	120 X 180

CODE	
T5	120 X 60
T6	320 X 160
T8	120 X 60

PROJECT : **COCHIN PORT AUTHORITY OFFICE INTERIOR RENOVATION**

TITLE : **GROUND FLOOR FLOORING LAYOUT**

CLIENT : **COCHIN PORT TRUST**

GENERAL NOTES :

1. DO NOT SCALE THE DRAWING FOLLOW WRITTEN DIMENSIONS ONLY.
2. ANY DISCREPANCY IN THE DRG. SHOULD BE BROUGHT TO THE NOTICE OF THE ARCHITECT IMMEDIATELY.
3. ALL DIMENSIONS SHOWN TO BE VERIFIED BEFORE EXECUTION.
4. ALL DIMENSIONS ARE IN CM UNLESS OTHERWISE SPECIFIED.
5. THIS IS THE PROPERTY OF BLUE BOX IT SHALL NOT BE COPIED OR PRINTED WITHOUT PERMISSION.
6. ALL DIMENSIONS INDICATED ARE EXCLUDING PLASTER THICKNESS.
7. REFER STRUCTURAL DRG. FOR R.C.C. DETAILS.
8. REFER DETAIL DRG. FOR DOOR, WINDOW,STRUCTURE,HANDLE, STAIRCASE,TOILET LAYOUT. ETC.
9. FLOOR FINISH OF 5cm THICKNESS IS ASSUMED UNLESS OTHERWISE MENTIONED
10. READ THIS DRG IN CONJUNCTION WITH STRUCTURAL,INTERIOR AND SERVICE DRAWINGS.
11. FOR DETAILED DESCRIPTION OF FINISHES REFER SCHEDULE OF FINISHES DR'
12. BOQ AND SCHEDULE OF FINISH SHOULD BE REFERRED ALONG WITH THE DRAWINGS
13. QUANTITIES VARIATION OR MISSED OUT ITEMS TO BE DISCUSSED WITH THE CONSULTANTS AND PROCEED FURTHER

REVISION	DESCRIPTION	DATE

ISSUED FOR : INFORMATION ☒ COMMENTS ☐ TENDER ☐ APPROVAL ☐ EXECUTION ☐

STRUCTURAL CONSULTANT : .....

PLUMBING CONSULTANT : .....

ELECTRICAL CONSULTANT : .....

ORIENTATION

N

DRAWING NO: 2248-COPA-ID-GF FLLT

DRAWN BY : SKP

SCALE 1:100

CHECKED BY : SOMU

SHEET SIZE : A2

DATE 02-02-2025

SHEET NO : 01 of 09

FILE INFO : .....

BLUEBOX ARCHITECTURAL DESIGN COMPANY

G8, 1st Cross Road, Panampilly Nagar,Cochin.
0484 223300, +91 9745409300
mail@blueboxarchitects.com
www.blueboxarchitects.com

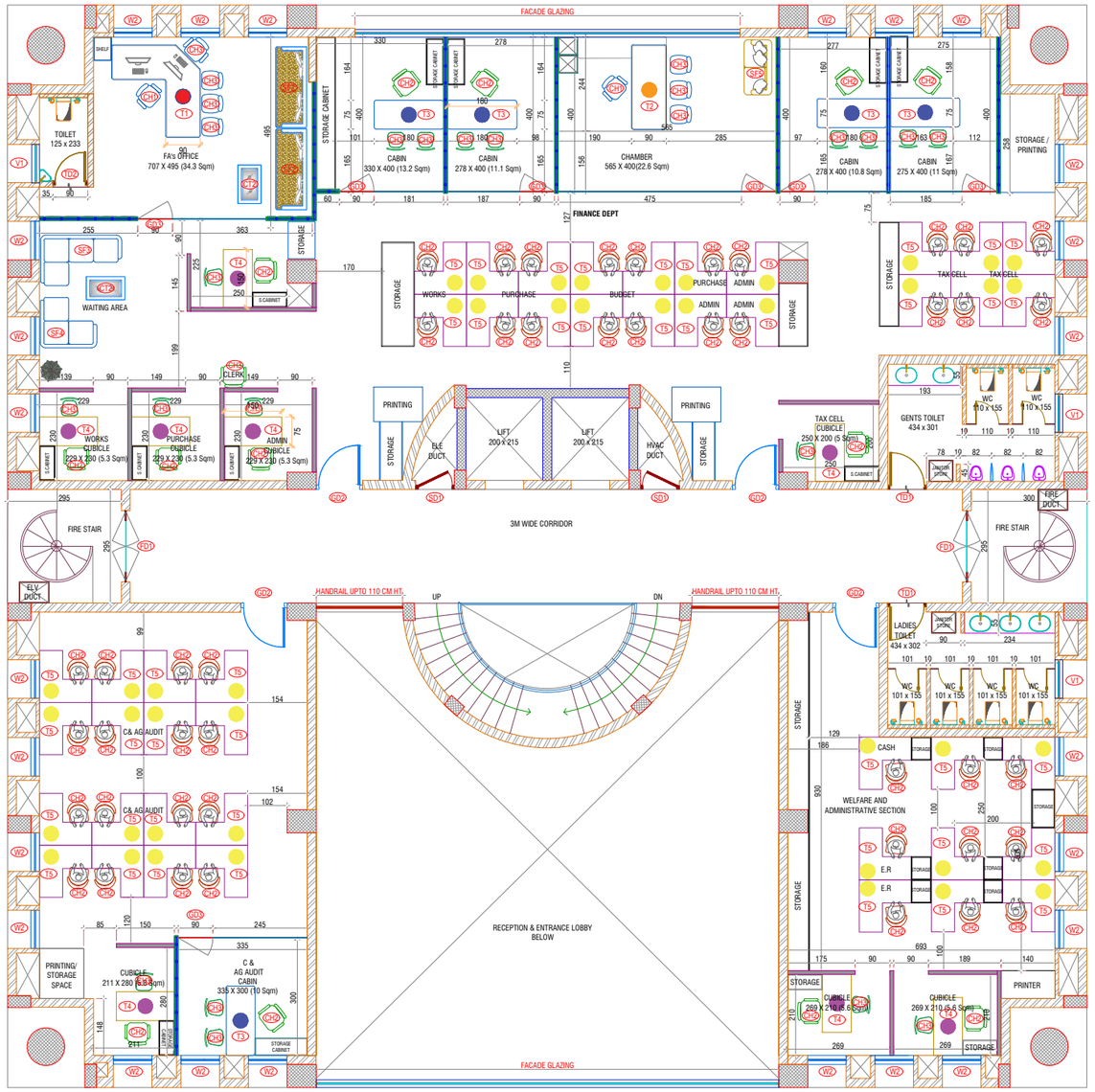

FIRST FLOOR

SL. NO	ITEM	SIZE (CM)	DESCRIPTION	NO OF ITEM
1	GD2	120	ALUMINUM FRAME +GLASS DOOR	4
2	GD3	90	ALUMINUM FRAME +GLASS DOOR (CABIN DOOR)	7
3	TD1	100	FRP (FIBER GLASS REINFORED PLASTIC DOOR)	2
4	TD2	90	FRP (FIBER GLASS REINFORED PLASTIC DOOR)	1
5	SD1	100	UPVC LOUVERED DOOR	2
6	FD1	185	FIRE DOOR (GI)	2
7	W2	100	UPVC	25
8	V1	100	UPVC	3

GENERAL NOTES

1. DO NOT SCALE THE DRAWING FOLLOW WRITTEN DIMENSIONS ONLY.
2. ANY DISCREPANCY IN THE DRG. SHOULD BE BROUGHT TO THE NOTICE OF THE ARCHITECT IMMEDIATELY.
3. ALL DIMENSIONS SHOWN TO BE VERIFIED BEFORE EXECUTION.
4. ALL DIMENSIONS ARE IN CM UNLESS OTHERWISE SPECIFIED.
5. THIS IS THE PROPERTY OF BLUE BOX.IT SHALL NOT BE COPIED OR PRINTED WITHOUT PERMISSION.
6. ALL DIMENSIONS INDICATED ARE EXCLUDING PLASTER THICKNESS.
7. REFER STRUCTURAL DRG. FOR R.C.C. DETAILS.
8. REFER DETAIL DRG. FOR DOOR, WINDOW, STRUCTURE, HANDLE, STAIRCASE, TOILET LAYOUT, ETC.
9. FLOOR FINISH OF 5cm THICKNESS IS ASSUMED UNLESS OTHERWISE MENTIONED
10. READ THIS DRG IN CONJUNCTION WITH STRUCTURAL, INTERIOR AND SERVICE DRAWINGS.
11. FOR DETAILED DESCRIPTION OF FINISHES REFER SCHEDULE OF FINISHES DR'
12. BOQ AND SCHEDULE OF FINISH SHOULD BE REFERRED ALONG WITH THE DRAWINGS
13. QUANTITIES VARIATION OR MISSED OUT ITEMS TO BE DISCUSSED WITH THE CONSULTANTS AND PROCEED FURTHER.

REVISION	DESCRIPTION	DATE

ISSUED FOR: TENDER ☐ INFORMATION ☐ COMMENTS ☐ APPROVAL ✓ EXECUTION ☐

PROJECT : **COCHIN PORT AUTHORITY OFFICE INTERIOR RENOVATION**

TITLE : **FIRST FLOOR - JOINERY SHEDULE**

CLIENT : **COCHIN PORT TRUST**

STRUCTURAL CONSULTANT : .....

PLUMBING CONSULTANT : .....

ELECTRICAL CONSULTANT : .....

ORIENTATION : N

BLUEBOX
ARCHITECTURAL DESIGN COMPANY
G8, 1st Cross Road, Panampilly Nagar,Cochin.
0484 223300, +91 9745409300
mail@blueboxarchitects.com
www.blueboxarchitects.com

DRAWING NO: 2248-COPA-ID-8F FRLT

DRAWN BY : DRAUPATHY | SCALE : 1:75

CHECKED BY : SOMU | SHEET SIZE : A3

DATE : 03-12-2025 | SHEET NO : 09 of 09

FILE INFO : .....

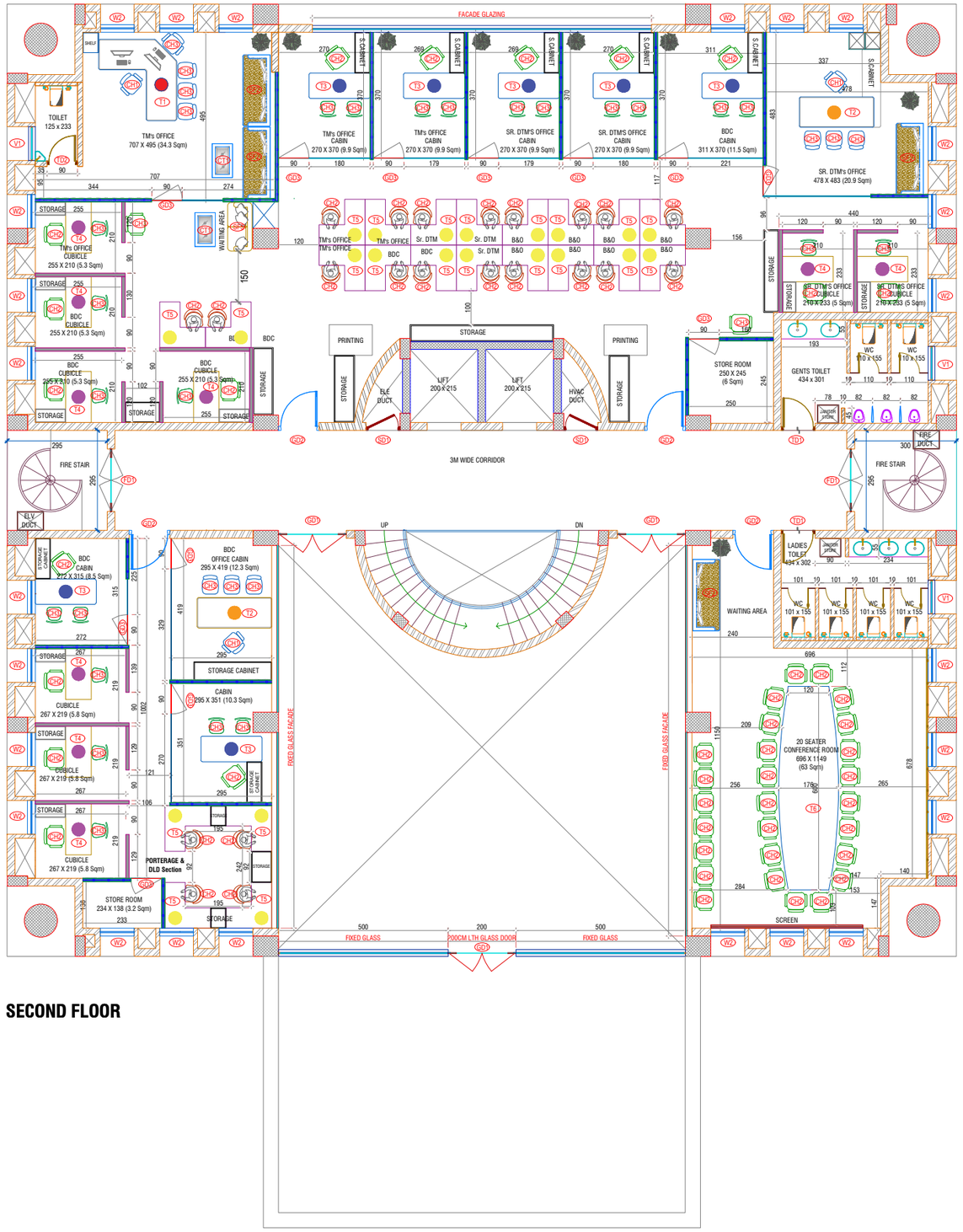

SECOND FLOOR

SL. NO	ITEM	SIZE (CM)	DESCRIPTION	NO OF ITEM
1	GD1	200	ALUMINUM FRAME +GLASS DOOR	3
2	GD2	120	ALUMINUM FRAME +GLASS DOOR	4
3	GD3	90	ALUMINUM FRAME +GLASS DOOR	12
4	TD1	100	FRP (FIBER GLASS REINFORED PLASTIC DOOR)	2
5	TD2	90	FRP (FIBER GLASS REINFORED PLASTIC DOOR)	1
6	SD1	100	UPVC LOUVERED DOOR	2
7	FD1	185	FIRE DOOR (GI)	2
8	W2	100	UPVC WINDOW	25
9	V1	100	UPVC VENTILATION	3

GENERAL NOTES

1. DO NOT SCALE THE DRAWING FOLLOW WRITTEN DIMENSIONS ONLY.
2. ANY DISCREPANCY IN THE DRG. SHOULD BE BROUGHT TO THE NOTICE OF THE ARCHITECT IMMEDIATELY.
3. ALL DIMENSIONS SHOWN TO BE VERIFIED BEFORE EXECUTION.
4. ALL DIMENSIONS ARE IN CM UNLESS OTHERWISE SPECIFIED.
5. THIS IS THE PROPERTY OF BLUE BOX.IT SHALL NOT BE COPIED OR PRINTED WITHOUT PERMISSION.
6. ALL DIMENSIONS INDICATED ARE EXCLUDING PLASTER THICKNESS.
7. REFER STRUCTURAL DRG. FOR R.C.C. DETAILS.
8. REFER DETAIL DRG. FOR DOOR, WINDOW, STRUCTURE, HANDLE, STAIRCASE, TOILET LAYOUT, ETC.
9. FLOOR FINISH OF 5cm THICKNESS IS ASSUMED UNLESS OTHERWISE MENTIONED
10. READ THIS DRG IN CONJUNCTION WITH STRUCTURAL, INTERIOR AND SERVICE DRAWINGS.
11. FOR DETAILED DESCRIPTION OF FINISHES REFER SCHEDULE OF FINISHES DR'
12. BOQ AND SCHEDULE OF FINISH SHOULD BE REFERRED ALONG WITH THE DRAWINGS
13. QUANTITIES VARIATION OR MISSED OUT ITEMS TO BE DISCUSSED WITH THE CONSULTANTS AND PROCEED FURTHER.

REVISION	DESCRIPTION	DATE

ISSUED FOR: TENDER ☐ INFORMATION ☐ COMMENTS ☐ APPROVAL ✓ EXECUTION ☐

PROJECT : **COCHIN PORT AUTHORITY OFFICE INTERIOR RENOVATION**

TITLE : **SECOND FLOOR - JOINERY SHEDULE**

CLIENT : **COCHIN PORT TRUST**

STRUCTURAL CONSULTANT : .....

PLUMBING CONSULTANT : .....

ELECTRICAL CONSULTANT : .....

ORIENTATION :

N

BLUEBOX
ARCHITECTURAL DESIGN COMPANY

G8, 1st Cross Road, Panampilly Nagar,Cochin.
0484 223300, +91 9745409300
mail@blueboxarchitects.com
www.blueboxarchitects.com

DRAWING NO: 2248-COPA-ID-8F FRLT

DRAWN BY : DRAUPATHY

SCALE : 1:75

CHECKED BY : SOMU

SHEET SIZE : A3

DATE : 03-12-2025

SHEET NO : 09 of 09

FILE INFO : .....

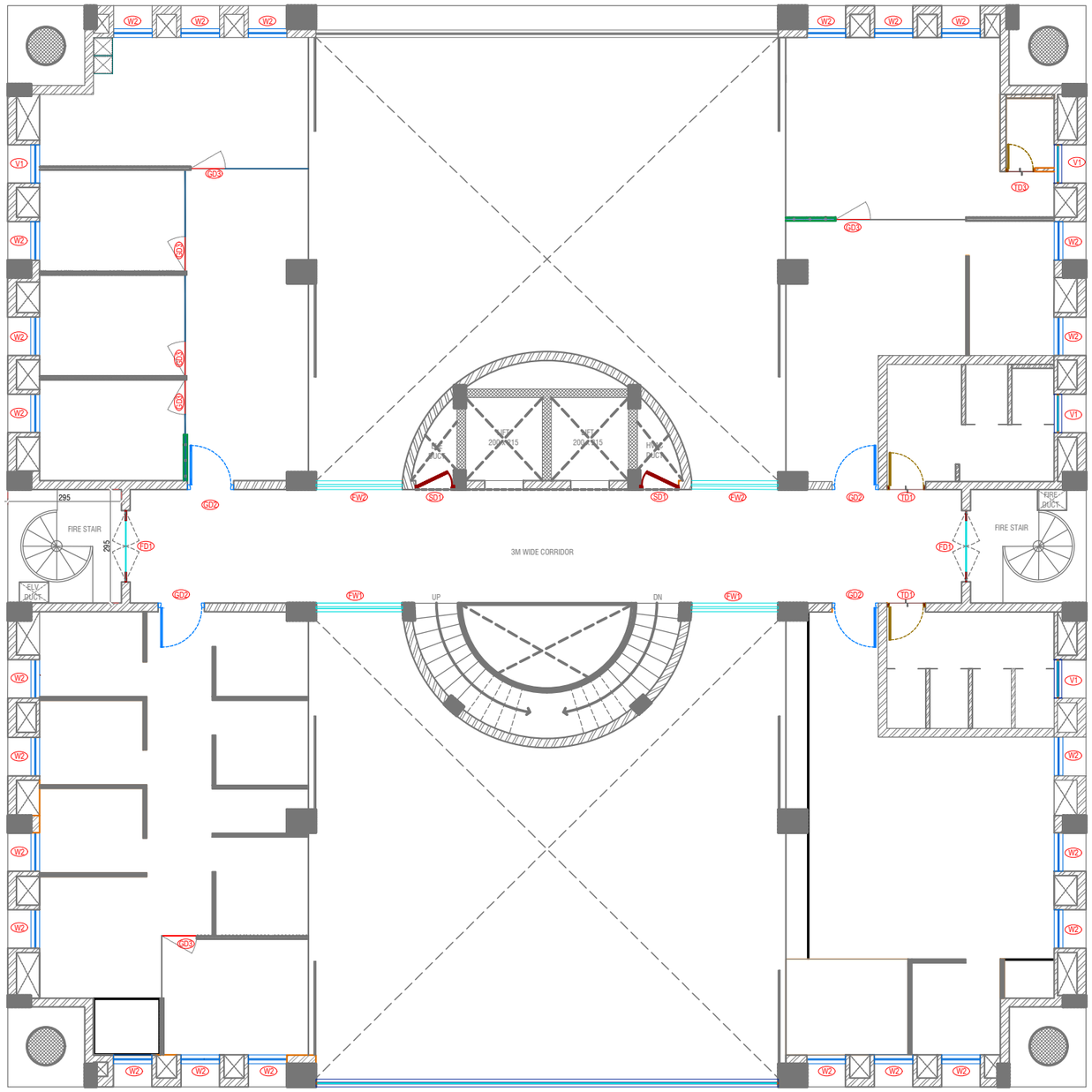

THIRD FLOOR

SL. NO	ITEM	SIZE (cm)	DESCRIPTION	NO OF ITEM (Nos)
2	GD2	120	ALUMINUM FRAME + GLASS(CABIN DOOR)	4
3	GD3	90	ALUMINUM FRAME + GLASS	6
4	FD1	185	FIRE DOOR(GI)	2
5	SD1	100	UPVC LOUVERED DOOR	2
6	TD1	100	FRP (FIBER GLASS REINFORCED PLASTIC)	2
7	TD3	75	FRP FIBER GLASS REINFORCED PLASTIC)	1
8	V1	100	UPVC	4
9	W2	100	UPVC	24
10	FW1	225	UPVC + GLASS FIXED	2
11	FW2	225	UPVC + GLASS CASEMENT	2

GENERAL NOTES

1. DO NOT SCALE THE DRAWING FOLLOW WRITTEN DIMENSIONS ONLY.
2. ANY DISCREPANCY IN THE DRG. SHOULD BE BROUGHT TO THE NOTICE OF THE ARCHITECT IMMEDIATELY.
3. ALL DIMENSIONS SHOWN TO BE VERIFIED BEFORE EXECUTION.
4. ALL DIMENSIONS ARE IN CM UNLESS OTHERWISE SPECIFIED.
5. THIS IS THE PROPERTY OF BLUE BOX IT SHALL NOT BE COPIED OR PRINTED WITHOUT PERMISSION.
6. ALL DIMENSIONS INDICATED ARE EXCLUDING PLASTER THICKNESS.
7. REFER STRUCTURAL DRG. FOR R.C.C. DETAILS.
8. REFER DETAIL DRG. FOR DOOR, WINDOW,STRUCTURE,HANDLE, STAIRCASE,TOILET LAYOUT, ETC.
9. FLOOR FINISH OF 5cm THICKNESS IS ASSUMED UNLESS OTHERWISE MENTIONED
10. READ THIS DRG IN CONJUNCTION WITH STRUCTURAL,INTERIOR AND SERVICE DRAWINGS.
11. FOR DETAILED DESCRIPTION OF FINISHES REFER SCHEDULE OF FINISHES DR'
12. BOQ AND SCHEDULE OF FINISH SHOULD BE REFERRED ALONG WITH THE DRAWINGS
13. QUANTITIES VARIATION OR MISSED OUT ITEMS TO BE DISCUSSED WITH THE CONSULTANTS AND PROCEED FURTHER

REVISION	DESCRIPTION	DATE

ISSUED FOR : TENDER ☐
INFORMATION ☐ COMMENTS ☐
APPROVAL ☑ EXECUTION ☐

PROJECT :
COCHIN PORT AUTHORITY OFFICE INTERIOR RENOVATION

TITLE :
THIRD FLOOR - JOINERY SCHEDULE

CLIENT :
COCHIN PORT TRUST

STRUCTURAL CONSULTANT :

PLUMBING CONSULTANT :

ELECTRICAL CONSULTANT :

ORIENTATION :

N

BLUEBOX
ARCHITECTURAL DESIGN COMPANY
G8, 1st Cross Road, Panampilly Nagar,Cochin.
0484 223300, +91 9745409300
mail@blueboxarchitects.com
www.blueboxarchitects.com

DRAWING NO: 2248-COPA-ID-3F-JSCH

DRAWN BY : DRAUPATHY
SCALE 1:70
CHECKED BY : SHAMIN
SHEET SIZE : A3
DATE : 19-11-2025
SHEET NO : 04 of 09

FILE INFO :

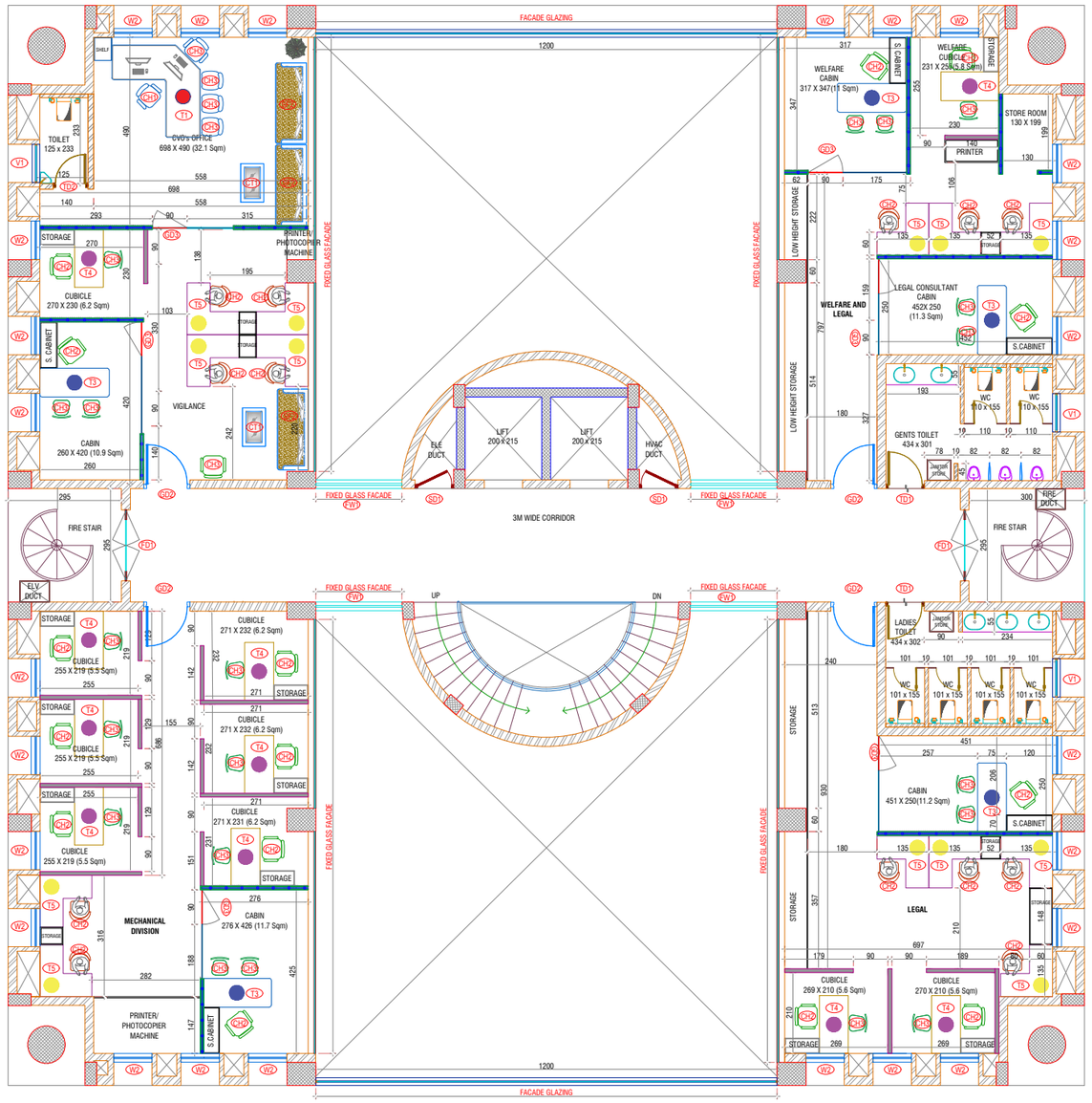

FOURTH FLOOR

SL. NO	ITEM	SIZE (CM)	DESCRIPTION	NO OF ITEM
1	GD2	120	ALUMINUM FRAME +GLASS DOOR	4
2	GD3	90	ALUMINUM FRAME +GLASS DOOR	6
3	TD1	100	FRP (FIBER GLASS REINFORED PLASTIC DOOR)	2
4	TD2	90	FRP (FIBER GLASS REINFORED PLASTIC DOOR)	1
5	SD1	100	UPVC LOUVERED DOOR	2
6	FW1	225	UPVC WITH FIXED GLASS	4
7	FD1	185	FIRE DOOR (GI)	2
8	W2	100	UPVC WINDOW	25
9	V1	100	UPVC VENTILATION	3

GENERAL NOTES

1. DO NOT SCALE THE DRAWING FOLLOW WRITTEN DIMENSIONS ONLY.
2. ANY DISCREPANCY IN THE DRG. SHOULD BE BROUGHT TO THE NOTICE OF THE ARCHITECT IMMEDIATELY.
3. ALL DIMENSIONS SHOWN TO BE VERIFIED BEFORE EXECUTION.
4. ALL DIMENSIONS ARE IN CM UNLESS OTHERWISE SPECIFIED.
5. THIS IS THE PROPERTY OF BLUE BOX.IT SHALL NOT BE COPIED OR PRINTED WITHOUT PERMISSION.
6. ALL DIMENSIONS INDICATED ARE EXCLUDING PLASTER THICKNESS.
7. REFER STRUCTURAL DRG. FOR R.C.C. DETAILS.
8. REFER DETAIL DRG. FOR DOOR, WINDOW,STRUCTURE,HANDLE, STAIRCASE,TOILET LAYOUT, ETC.
9. FLOOR FINISH OF 5cm THICKNESS IS ASSUMED UNLESS OTHERWISE MENTIONED
10. READ THIS DRG IN CONJUNCTION WITH STRUCTURAL,INTERIOR AND SERVICE DRAWINGS.
11. FOR DETAILED DESCRIPTION OF FINISHES REFER SCHEDULE OF FINISHES DR'
12. BOQ AND SCHEDULE OF FINISH SHOULD BE REFERRED ALONG WITH THE DRAWINGS
13. QUANTITIES VARIATION OR MISSED OUT ITEMS TO BE DISCUSSED WITH THE CONSULTANTS AND PROCEED FURTHER

REVISION	DESCRIPTION	DATE

ISSUED FOR: TENDER ☐ INFORMATION ☐ COMMENTS ☐ APPROVAL ✓ EXECUTION ☐

PROJECT :
COCHIN PORT AUTHORITY OFFICE INTERIOR RENOVATION

TITLE :
FOURTH FLOOR - JOINERY SHEDULE

CLIENT :
COCHIN PORT TRUST

STRUCTURAL CONSULTANT : .....

PLUMBING CONSULTANT : .....

ELECTRICAL CONSULTANT : .....

ORIENTATION :

BLUEBOX
ARCHITECTURAL DESIGN COMPANY

G8, 1st Cross Road, Panampilly Nagar,Cochin.
0484 223300, +91 9745409300
mail@blueboxarchitects.com
www.blueboxarchitects.com

DRAWING NO: 2248-COPA-ID-8F FRLT

DRAWN BY : DRAUPATHY

SCALE : 1:75

CHECKED BY : SOMU

SHEET SIZE : A3

DATE : 03-12-2025

SHEET NO : 09 of 09

FILE INFO : .....

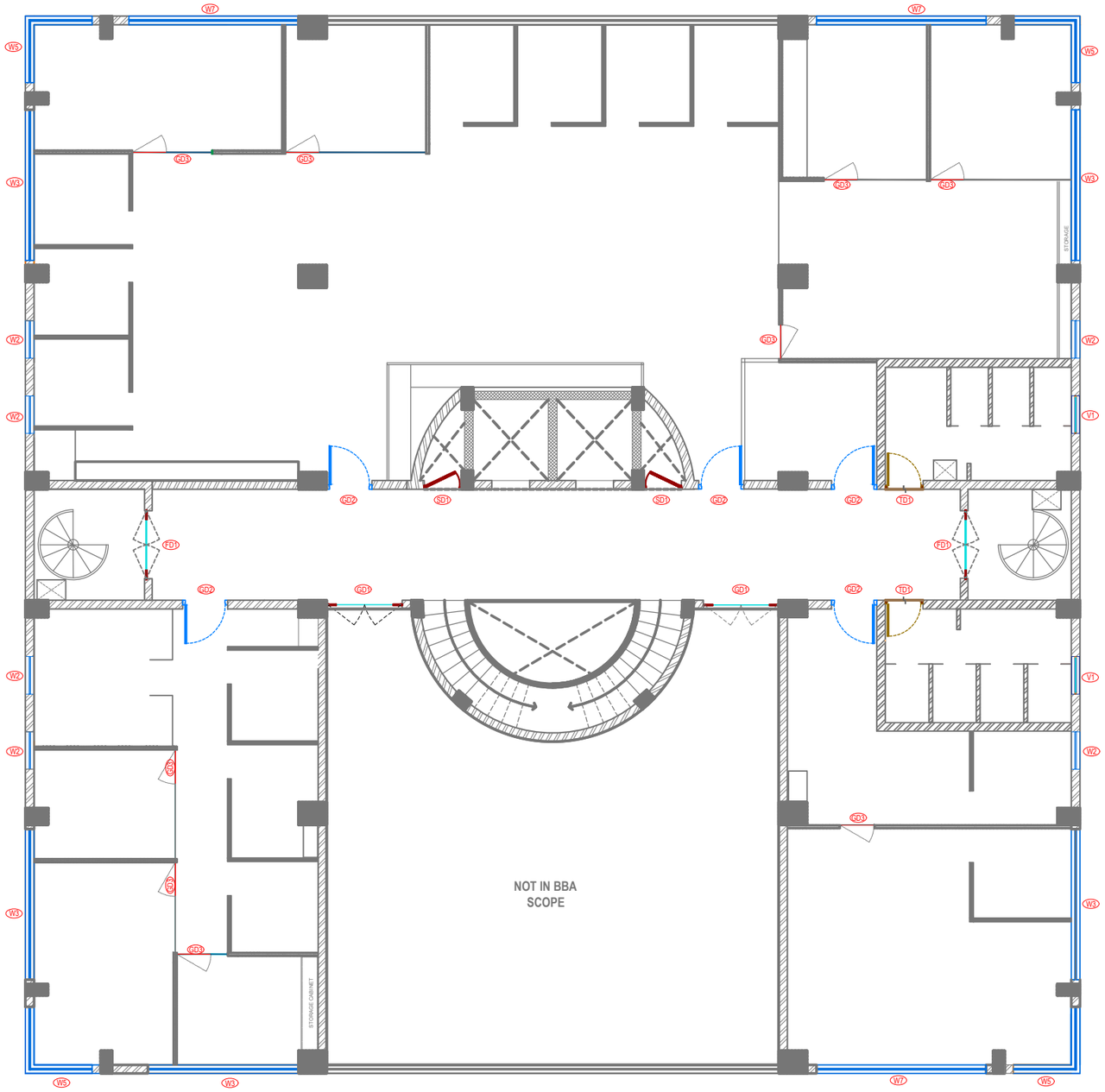

FIFTH FLOOR

SL. NO	ITEM	SIZE (cm)	DESCRIPTION	NO OF ITEM (Nos)
1	GD1	200	ALUMINUM FRAME + GLASS	2
2	GD2	120	ALUMINUM FRAME + GLASS	5
3	GD3	90	ALUMINUM FRAME + GLASS	9
4	FD1	185	FIRE DOOR(GI)	2
5	SD1	100	UPVC LOUVERED DOOR	2
6	TD1	100	FRP (FIBER GLASS REINFORCED PLASTIC)	2
7	V1	100	UPVC	2
8	W2	100	UPVC	6
9	W3	400	UPVC	5
10	W7	450	UPVC	3
11	W5A W5B	177 177	UPVC	4

GENERAL NOTES

1. DO NOT SCALE THE DRAWING FOLLOW WRITTEN DIMENSIONS ONLY.
2. ANY DISCREPANCY IN THE DRG. SHOULD BE BROUGHT TO THE NOTICE OF THE ARCHITECT IMMEDIATELY.
3. ALL DIMENSIONS SHOWN TO BE VERIFIED BEFORE EXECUTION.
4. ALL DIMENSIONS ARE IN CM UNLESS OTHERWISE SPECIFIED.
5. THIS IS THE PROPERTY OF BLUE BOX IT SHALL NOT BE COPIED OR PRINTED WITHOUT PERMISSION.
6. ALL DIMENSIONS INDICATED ARE EXCLUDING PLASTER THICKNESS.
7. REFER STRUCTURAL DRG. FOR R.C.C. DETAILS.
8. REFER DETAIL DRG. FOR DOOR, WINDOW,STRUCTURE,HANDLE, STAIRCASE,TOILET LAYOUT, ETC.
9. FLOOR FINISH OF 5cm THICKNESS IS ASSUMED UNLESS OTHERWISE MENTIONED
10. READ THIS DRG IN CONJUNCTION WITH STRUCTURAL,INTERIOR AND SERVICE DRAWINGS.
11. FOR DETAILED DESCRIPTION OF FINISHES REFER SCHEDULE OF FINISHES DR'
12. BOQ AND SCHEDULE OF FINISH SHOULD BE REFERRED ALONG WITH THE DRAWINGS
13. QUANTITIES VARIATION OR MISSED OUT ITEMS TO BE DISCUSSED WITH THE CONSULTANTS AND PROCEED FURTHER

REVISION	DESCRIPTION	DATE

ISSUED FOR : TENDER ☐
INFORMATION ☐ COMMENTS ☐
APPROVAL ☑ EXECUTION ☐

PROJECT :
COCHIN PORT AUTHORITY OFFICE INTERIOR RENOVATION

TITLE :
FIFTH FLOOR - JOINERY SCHEDULE

CLIENT :
COCHIN PORT TRUST

STRUCTURAL CONSULTANT :

PLUMBING CONSULTANT :

ELECTRICAL CONSULTANT :

ORIENTATION :

N

BLUEBOX
ARCHITECTURAL DESIGN COMPANY

G8, 1st Cross Road, Panampilly Nagar,Cochin.
0484 223300, +91 9745409300
mail@blueboxarchitects.com
www.blueboxarchitects.com

DRAWING NO: 2248-COPA-ID-5F-JSCH

DRAWN BY : DRAUPATHY
SCALE 1:70
CHECKED BY : SHAMIN
SHEET SIZE : A3
DATE : 19-11-2025
SHEET NO : 06 of 09
FILE INFO :

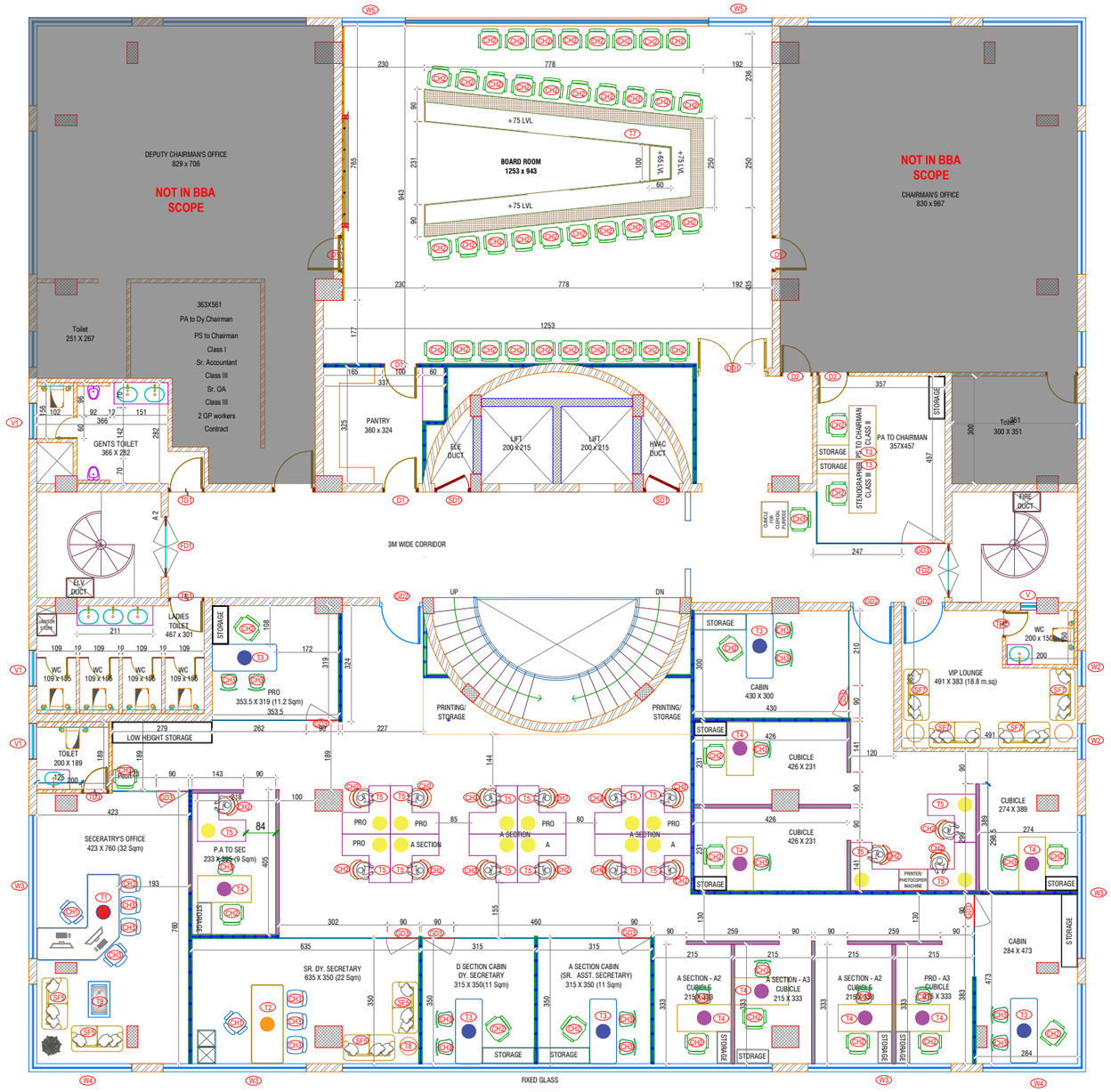

SIXTH FLOOR

SL. NO	ITEM	SIZE (CM)	DESCRIPTION	NO OF ITEM (NOS)
1	DD1	200	VENEER WITH 1ST CLASS HARD WOOD	1
2	GD2	120	ALUMINUM FRAME +GLASS DOOR	3
3	GD3	90	ALUMINUM FRAME +GLASS DOOR	8
4	D1	100	WOODEN LAMINATE FLUSH DOOR	4
5	D2	90	WOODEN LAMINATE FLUSH DOOR	2
6	TD1	100	FRP (FIBER GLASS REINFORED PLASTIC DOOR)	3
7	TD2	90	FRP (FIBER GLASS REINFORED PLASTIC DOOR)	1
8	TD3	75	FRP (FIBER GLASS REINFORED PLASTIC DOOR)	1
9	SD1	100	UPVC LOUVERED DOOR	2
10	FD1	185	FIRE DOOR (GI)	1
11	FD2	150	FIRE DOOR (GI)	1
12	W2	100	UPVC WINDOW	2
13	W3	400	UPVC WINDOW	4
14	W4A W4B	245 288	UPVC WINDOW	2
15	V	45	UPVC VENTILATION	1
16	V1	100	UPVC VENTILATION	3
17	W5	177	UPVC WINDOW	2

GENERAL NOTES

1. DO NOT SCALE THE DRAWING FOLLOW WRITTEN DIMENSIONS ONLY.
2. ANY DISCREPANCY IN THE DRG. SHOULD BE BROUGHT TO THE NOTICE OF THE ARCHITECT IMMEDIATELY.
3. ALL DIMENSIONS SHOWN TO BE VERIFIED BEFORE EXECUTION.
4. ALL DIMENSIONS ARE IN CM UNLESS OTHERWISE SPECIFIED.
5. THIS IS THE PROPERTY OF BLUE BOX.IT SHALL NOT BE COPIED OR PRINTED WITHOUT PERMISSION.
6. ALL DIMENSIONS INDICATED ARE EXCLUDING PLASTER THICKNESS.
7. REFER STRUCTURAL DRG. FOR R.C.C. DETAILS.
8. REFER DETAIL DRG. FOR DOOR, WINDOW,STRUCTURE,HANDLE, STAIRCASE,TOILET LAYOUT, ETC.
9. FLOOR FINISH OF 5cm THICKNESS IS ASSUMED UNLESS OTHERWISE MENTIONED
10. READ THIS DRG IN CONJUNCTION WITH STRUCTURAL,INTERIOR AND SERVICE DRAWINGS.
11. FOR DETAILED DESCRIPTION OF FINISHES REFER SCHEDULE OF FINISHES DR'
12. BOQ AND SCHEDULE OF FINISH SHOULD BE REFERRED ALONG WITH THE DRAWINGS
13. QUANTITIES VARIATION OR MISSED OUT ITEMS TO BE DISCUSSED WITH THE CONSULTANTS AND PROCEED FURTHER.

REVISION	DESCRIPTION	DATE

ISSUED FOR : TENDER ☐ INFORMATION ☐ COMMENTS ☐ APPROVAL ☑ EXECUTION ☐

PROJECT : **COCHIN PORT AUTHORITY OFFICE INTERIOR RENOVATION**

TITLE : **SIXTH FLOOR - JOINERY SHEDULE**

CLIENT : **COCHIN PORT TRUST**

STRUCTURAL CONSULTANT : .....

PLUMBING CONSULTANT : .....

ELECTRICAL CONSULTANT : .....

ORIENTATION :

BLUEBOX
ARCHITECTURAL DESIGN COMPANY
G8, 1st Cross Road, Panampilly Nagar,Cochin.
0484 223300, +91 9745409300
mail@blueboxarchitects.com
www.blueboxarchitects.com

DRAWING NO: 2248-COPA-ID-8F FRLT

DRAWN BY : DRAUPATHY

SCALE : 1:75

CHECKED BY : SOMU

SHEET SIZE : A3

DATE : 03-12-2025

SHEET NO : 09 of 09

FILE INFO : .....

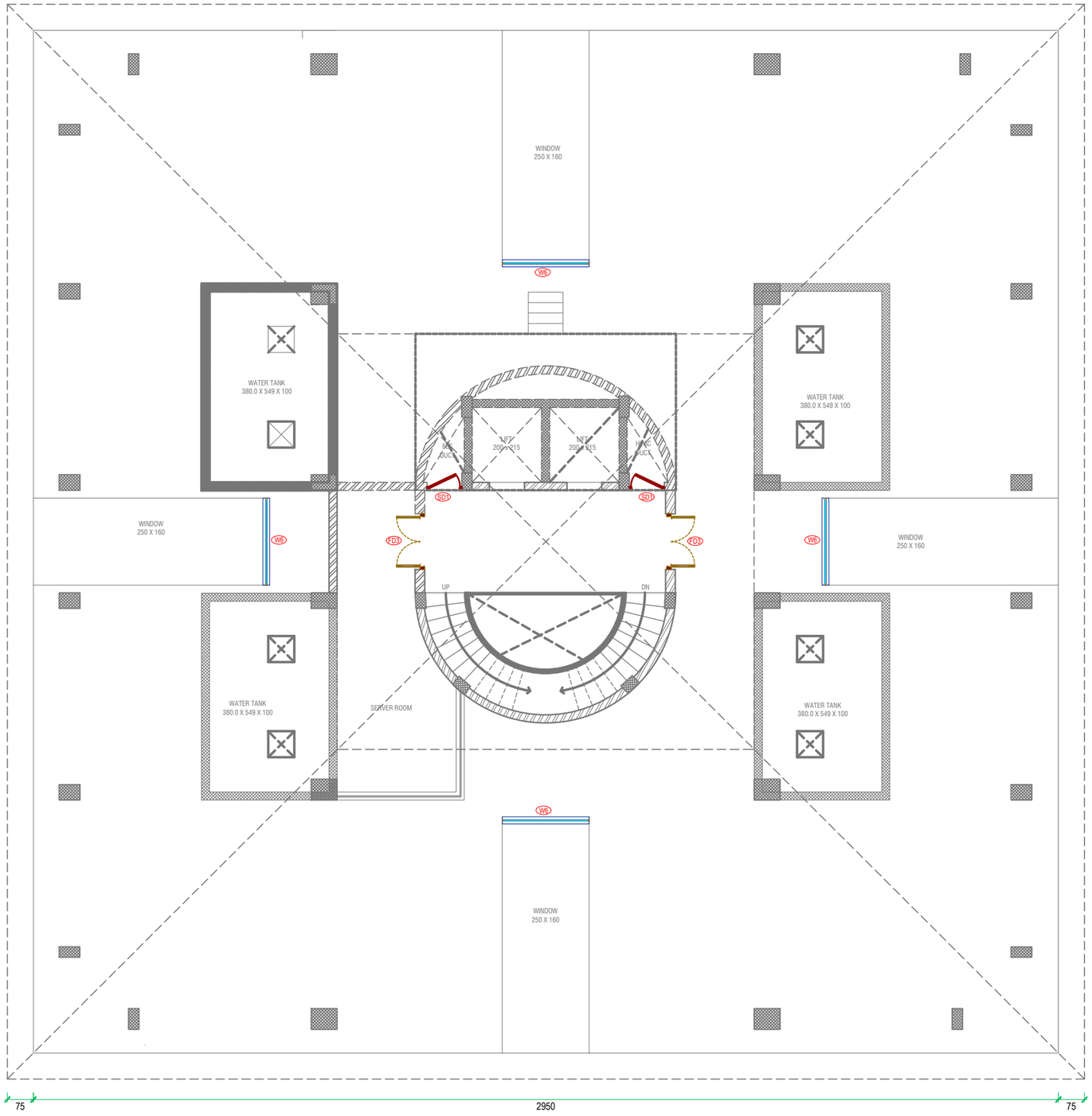

SEVENTH FLOOR

SL. NO	ITEM	SIZE	DESCRIPTION	NO OF ITEM (Nos)
1	FD3	160	FIRE DOOR(GI)	2
2	SD1	100	UPVC LOUVERED DOOR	2
3	W6	250	UPVC	4

GENERAL NOTES

1. DO NOT SCALE THE DRAWING FOLLOW WRITTEN DIMENSIONS ONLY.
2. ANY DISCREPANCY IN THE DRG. SHOULD BE BROUGHT TO THE NOTICE OF THE ARCHITECT IMMEDIATELY.
3. ALL DIMENSIONS SHOWN TO BE VERIFIED BEFORE EXECUTION.
4. ALL DIMENSIONS ARE IN CM UNLESS OTHERWISE SPECIFIED.
5. THIS IS THE PROPERTY OF BLUE BOX IT SHALL NOT BE COPIED OR PRINTED WITHOUT PERMISSION.
6. ALL DIMENSIONS INDICATED ARE EXCLUDING PLASTER THICKNESS.
7. REFER STRUCTURAL DRG. FOR R.C.C. DETAILS.
8. REFER DETAIL DRG. FOR DOOR, WINDOW,STRUCTURE,HANDLE, STAIRCASE,TOILET LAYOUT, ETC.
9. FLOOR FINISH OF 5cm THICKNESS IS ASSUMED UNLESS OTHERWISE MENTIONED
10. READ THIS DRG IN CONJUNCTION WITH STRUCTURAL,INTERIOR AND SERVICE DRAWINGS.
11. FOR DETAILED DESCRIPTION OF FINISHES REFER SCHEDULE OF FINISHES DR'
12. BOQ AND SCHEDULE OF FINISH SHOULD BE REFERRED ALONG WITH THE DRAWINGS
13. QUANTITIES VARIATION OR MISSED OUT ITEMS TO BE DISCUSSED WITH THE CONSULTANTS AND PROCEED FURTHER

REVISION	DESCRIPTION	DATE

ISSUED FOR : TENDER ☐ INFORMATION ☐ COMMENTS ☐ APPROVAL ☑ EXECUTION ☐

PROJECT :
COCHIN PORT AUTHORITY OFFICE INTERIOR RENOVATION

TITLE :
SEVENTH FLOOR - JOINERY SCHEDULE

CLIENT :
COCHIN PORT TRUST

STRUCTURAL CONSULTANT :

PLUMBING CONSULTANT :

ELECTRICAL CONSULTANT :

ORIENTATION :

N

BLUEBOX
ARCHITECTURAL DESIGN COMPANY
G8, 1st Cross Road, Panampilly Nagar,Cochin.
0484 223300, +91 9745409300
mail@blueboxarchitects.com
www.blueboxarchitects.com

DRAWING NO: 2248-COPA-ID-7F-JSCH

DRAWN BY : DRAUPATHY	SCALE 1:70
CHECKED BY : SHAMIN	SHEET SIZE : A3
DATE : 19-11-2025	SHEET NO : 08 of 09

FILE INFO :

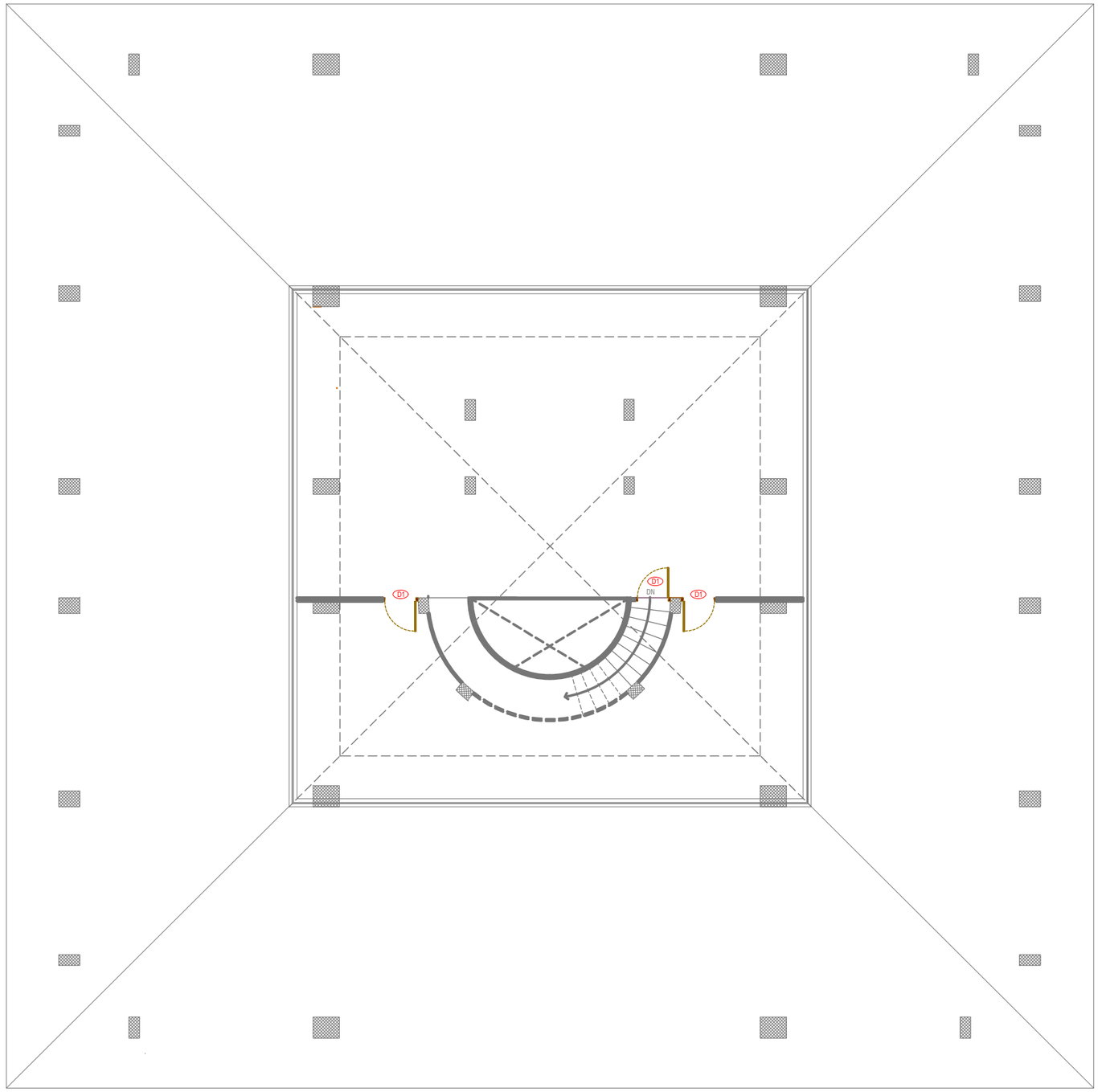

SL. NO	ITEM	SIZE	DESCRIPTION	NO OF ITEM (Nos)
1	D1	100	GI DOOR	3

EIGHTH FLOOR

GENERAL NOTES

1. DO NOT SCALE THE DRAWING FOLLOW WRITTEN DIMENSIONS ONLY.
2. ANY DISCREPANCY IN THE DRG. SHOULD BE BROUGHT TO THE NOTICE OF THE ARCHITECT IMMEDIATELY.
3. ALL DIMENSIONS SHOWN TO BE VERIFIED BEFORE EXECUTION.
4. ALL DIMENSIONS ARE IN CM UNLESS OTHERWISE SPECIFIED.
5. THIS IS THE PROPERTY OF BLUE BOX IT SHALL NOT BE COPIED OR PRINTED WITHOUT PERMISSION.
6. ALL DIMENSIONS INDICATED ARE EXCLUDING PLASTER THICKNESS.
7. REFER STRUCTURAL DRG. FOR R.C.C. DETAILS.
8. REFER DETAIL DRG. FOR DOOR, WINDOW,STRUCTURE,HANDLE, STAIRCASE,TOILET LAYOUT, ETC.
9. FLOOR FINISH OF 5cm THICKNESS IS ASSUMED UNLESS OTHERWISE MENTIONED
10. READ THIS DRG IN CONJUNCTION WITH STRUCTURAL,INTERIOR AND SERVICE DRAWINGS.
11. FOR DETAILED DESCRIPTION OF FINISHES REFER SCHEDULE OF FINISHES DR'
12. BOQ AND SCHEDULE OF FINISH SHOULD BE REFERRED ALONG WITH THE DRAWINGS
13. QUANTITIES VARIATION OR MISSED OUT ITEMS TO BE DISCUSSED WITH THE CONSULTANTS AND PROCEED FURTHER

REVISION	DESCRIPTION	DATE

ISSUED FOR : TENDER ☐ INFORMATION ☐ COMMENTS ☐ APPROVAL ☑ EXECUTION ☐

PROJECT :
COCHIN PORT AUTHORITY OFFICE INTERIOR RENOVATION

TITLE :
EIGHTH FLOOR - JOINERY SCHEDULE

CLIENT :
COCHIN PORT TRUST

STRUCTURAL CONSULTANT :

PLUMBING CONSULTANT :

ELECTRICAL CONSULTANT :

ORIENTATION :

N

BLUEBOX
ARCHITECTURAL DESIGN COMPANY

G8, 1st Cross Road, Panampilly Nagar,Cochin.
0484 223300, +91 9745409300
mail@blueboxarchitects.com
www.blueboxarchitects.com

DRAWING NO: 2248-COPA-ID-8F-JSCH

DRAWN BY : DRAUPATHY	SCALE 1:70
CHECKED BY : SHAMIN	SHEET SIZE : A3
DATE : 19-11-2025	SHEET NO : 09 of 09

FILE INFO :

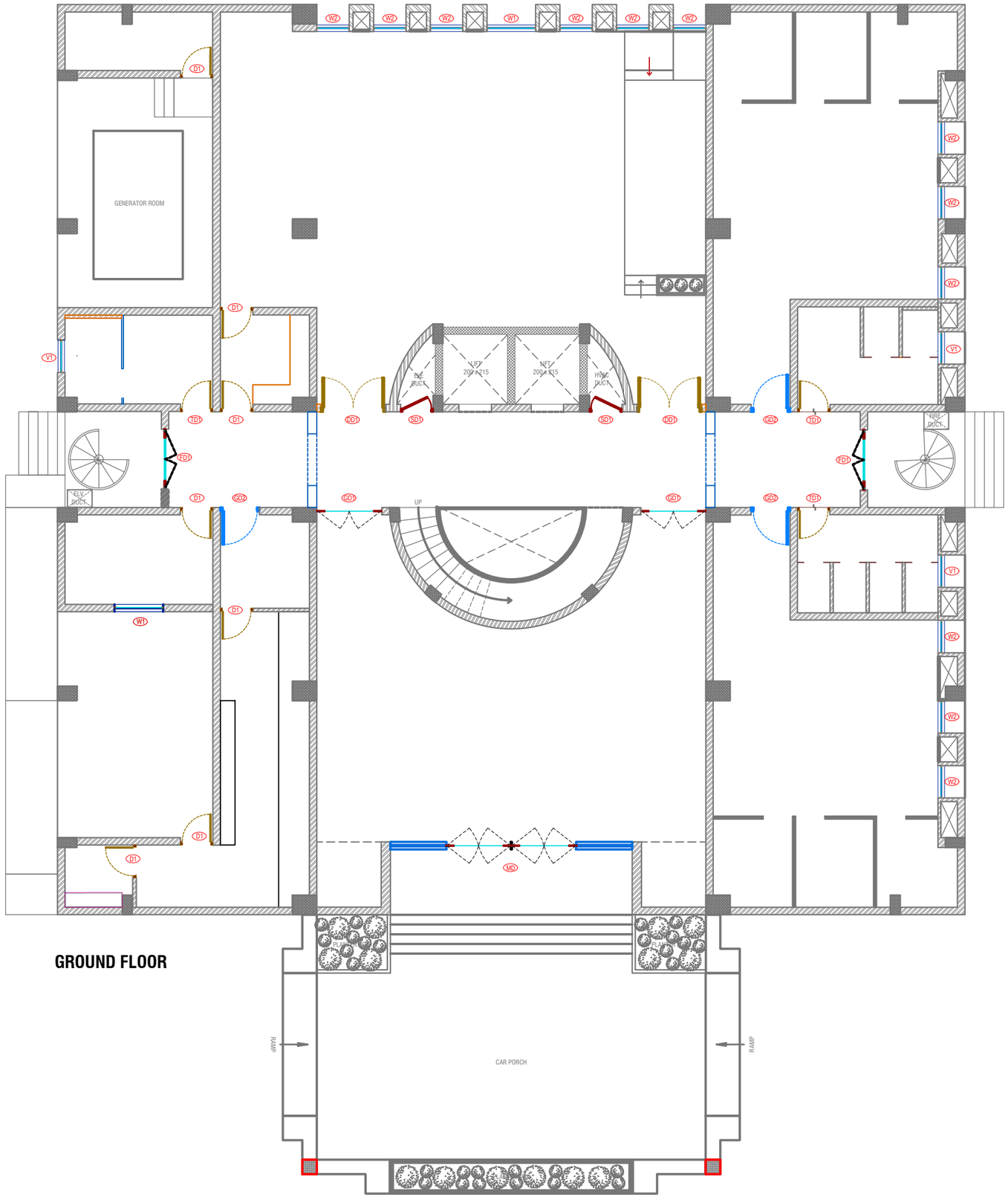

GROUND FLOOR

SL. NO	ITEM	SIZE (cm)	DESCRIPTION	NO OF ITEM (Nos)
1	MD	746	ALUMINUM FRAME + GLASS	1
2	GD1	200	ALUMINUM FRAME + GLASS(CABIN DOOR)	2
3	DD1	200	REFER BOQ	2
4	GD2	120	ALUMINUM FRAME + GLASS(CABIN DOOR)	3
5	D1	100	LAMINATE FLUSH DOOR	7
6	TD1	100	FRP (FIBER GLASS REINFORCED PLASTIC)	3
7	FD1	185	FIRE DOOR (GI)	2
8	SD1	100	UPVC LOUVERED DOOR	2
9	W1	150	UPVC	2
10	W2	100	UPVC	13
11	V1	100	UPVC	3

GENERAL NOTES

1. DO NOT SCALE THE DRAWING FOLLOW WRITTEN DIMENSIONS ONLY.
2. ANY DISCREPANCY IN THE DRG. SHOULD BE BROUGHT TO THE NOTICE OF THE ARCHITECT IMMEDIATELY.
3. ALL DIMENSIONS SHOWN TO BE VERIFIED BEFORE EXECUTION.
4. ALL DIMENSIONS ARE IN CM UNLESS OTHERWISE SPECIFIED.
5. THIS IS THE PROPERTY OF BLUE BOX IT SHALL NOT BE COPIED OR PRINTED WITHOUT PERMISSION.
6. ALL DIMENSIONS INDICATED ARE EXCLUDING PLASTER THICKNESS.
7. REFER STRUCTURAL DRG. FOR R.C.C. DETAILS.
8. REFER DETAIL DRG. FOR DOOR, WINDOW,STRUCTURE,HANDLE, STAIRCASE,TOILET LAYOUT, ETC.
9. FLOOR FINISH OF 5cm THICKNESS IS ASSUMED UNLESS OTHERWISE MENTIONED
10. READ THIS DRG IN CONJUNCTION WITH STRUCTURAL,INTERIOR AND SERVICE DRAWINGS.
11. FOR DETAILED DESCRIPTION OF FINISHES REFER SCHEDULE OF FINISHES DR'
12. BOQ AND SCHEDULE OF FINISH SHOULD BE REFERRED ALONG WITH THE DRAWINGS
13. QUANTITIES VARIATION OR MISSED OUT ITEMS TO BE DISCUSSED WITH THE CONSULTANTS AND PROCEED FURTHER

REVISION	DESCRIPTION	DATE

ISSUED FOR : TENDER ☐ INFORMATION ☐ COMMENTS ☐ APPROVAL ☑ EXECUTION ☐

PROJECT :
COCHIN PORT AUTHORITY OFFICE INTERIOR RENOVATION

TITLE :
GROUND FLOOR - JOINERY SCHEDULE

CLIENT :
COCHIN PORT TRUST

STRUCTURAL CONSULTANT :

PLUMBING CONSULTANT :

ELECTRICAL CONSULTANT :

ORIENTATION :

N

BLUEBOX
ARCHITECTURAL DESIGN COMPANY
G8, 1st Cross Road, Panampilly Nagar,Cochin.
0484 223300, +91 9745409300
mail@blueboxarchitects.com
www.blueboxarchitects.com

DRAWING NO: 2248-COPA-ID-GF-JSCH

DRAWN BY : DRAUPATHY

SCALE 1:70

CHECKED BY : SHAMIN

SHEET SIZE : A3

DATE : 19-11-2025

SHEET NO : 01 of 09

FILE INFO :