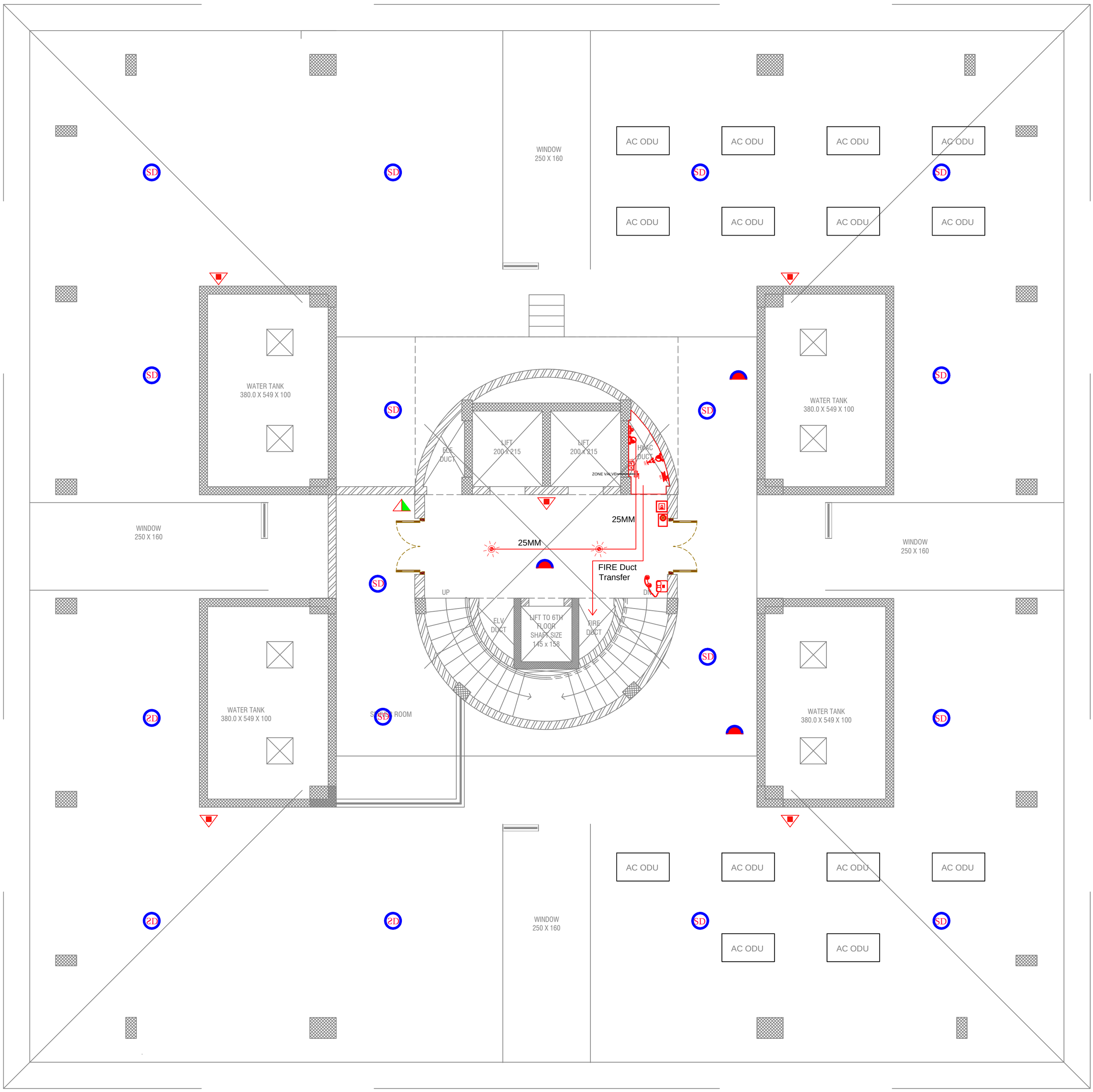

SEVENTH FLOOR FPS LAYOUT

CLIENT	PROJECT			FPS LAYOUT					ARCHITECT
COCHIN PORT AUTHORITY	COCHIN PORT AUTHORITY-INTERIOR			SEVENTH FLOOR					M/S. BLUEBOX ARCHITECTS
	ISSUED TO			TYPE					
		Name	Date	FPS					CONSULTANT
				DRAWING NUMBER					Ayner Engineers & MEP Consultants
PROJECT NO: 458/2025				AYN	EL	LAYOUT	08	R3	KAKKANAD COCHIN 682037 projects@ayner.in +91-9745325633/+91-9539650504 www.ayner.in
DATE :	REVISIONS			Scale :	NTS	Sheet Size:	A2		
SCALE :		Description	Date	Dwn By :	Er. STK	Date :	30.07.25		
DIMS : CMS				Ch'd By :	Er.Jithu	Date :	30.07.25		
				Ap'd By :	Er.Jerin	Date :	30.07.25		

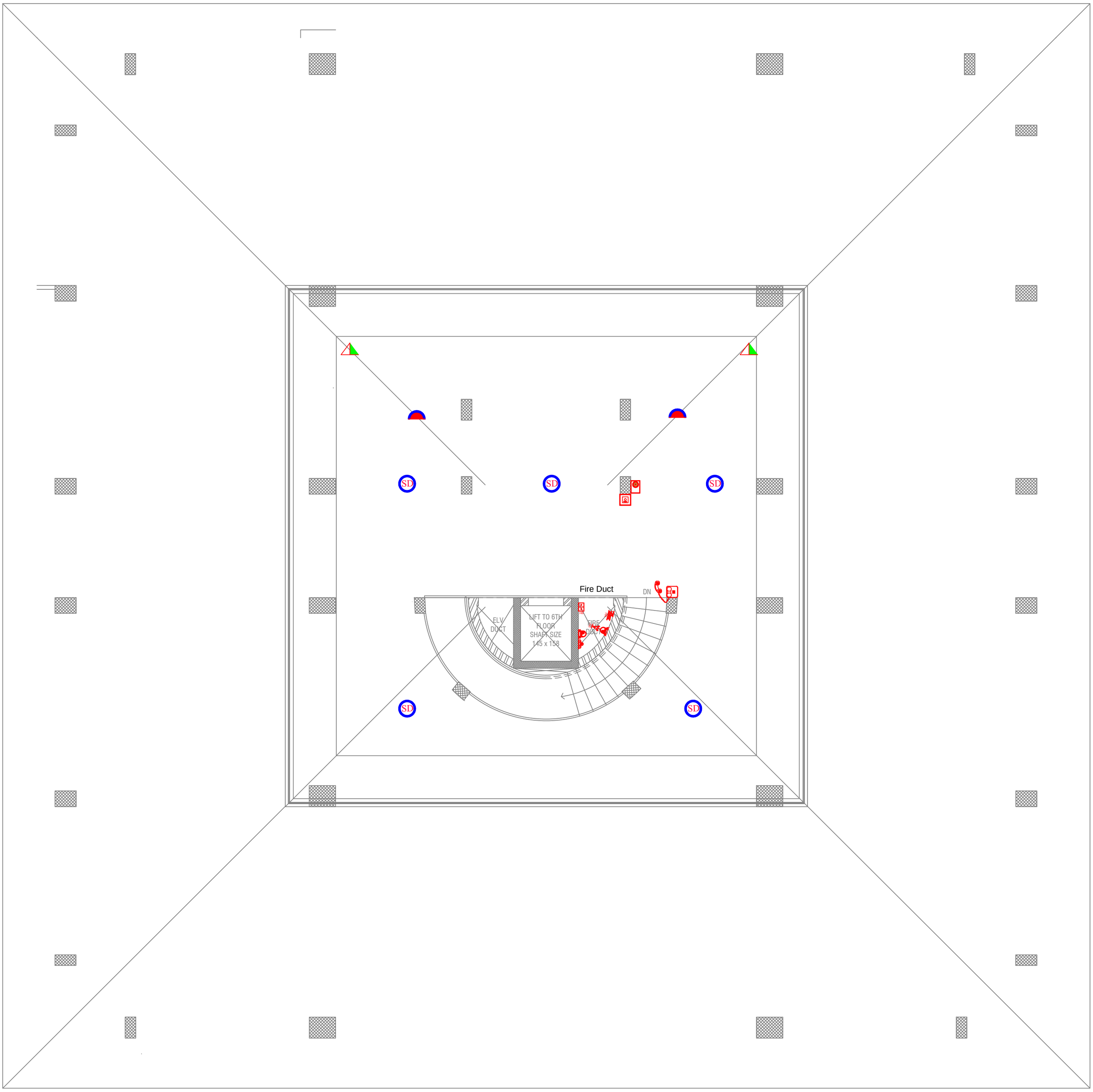

EIGHTH FLOOR FPS LAYOUT

Water Sprinkler
Smoke Detector
Heat Detector
PAS Speaker
Talk Back Unit
DCP Fire Extinguisher
Clean Agent Fire Extinguisher
MCP
Hooter

CLIENT	PROJECT			FPS LAYOUT					ARCHITECT
COCHIN PORT AUTHORITY	COCHIN PORT AUTHORITY-INTERIOR			EIGHTH FLOOR					M/S. BLUEBOX ARCHITECTS
	ISSUED TO			TYPE					
		Name	Date	FPS					CONSULTANT
				DRAWING NUMBER					Ayner Engineers & MEP Consultants
PROJECT NO: 458/2025				AYN	EL	LAYOUT	09	R3	
DATE :	REVISIONS			Scale :	NTS	Sheet Size:	A2		KAKKANAD COCHIN 682037 projects@ayner.in +91-9745325633/+91-9539650504 www.ayner.in
SCALE :		Description	Date	Dwn By :	Er. STK	Date :	30.07.25		
DIMS : CMS				Ch'd By :	Er.Jithu	Date :	30.07.25		
				Ap'd By :	Er.Jerin	Date :	30.07.25		

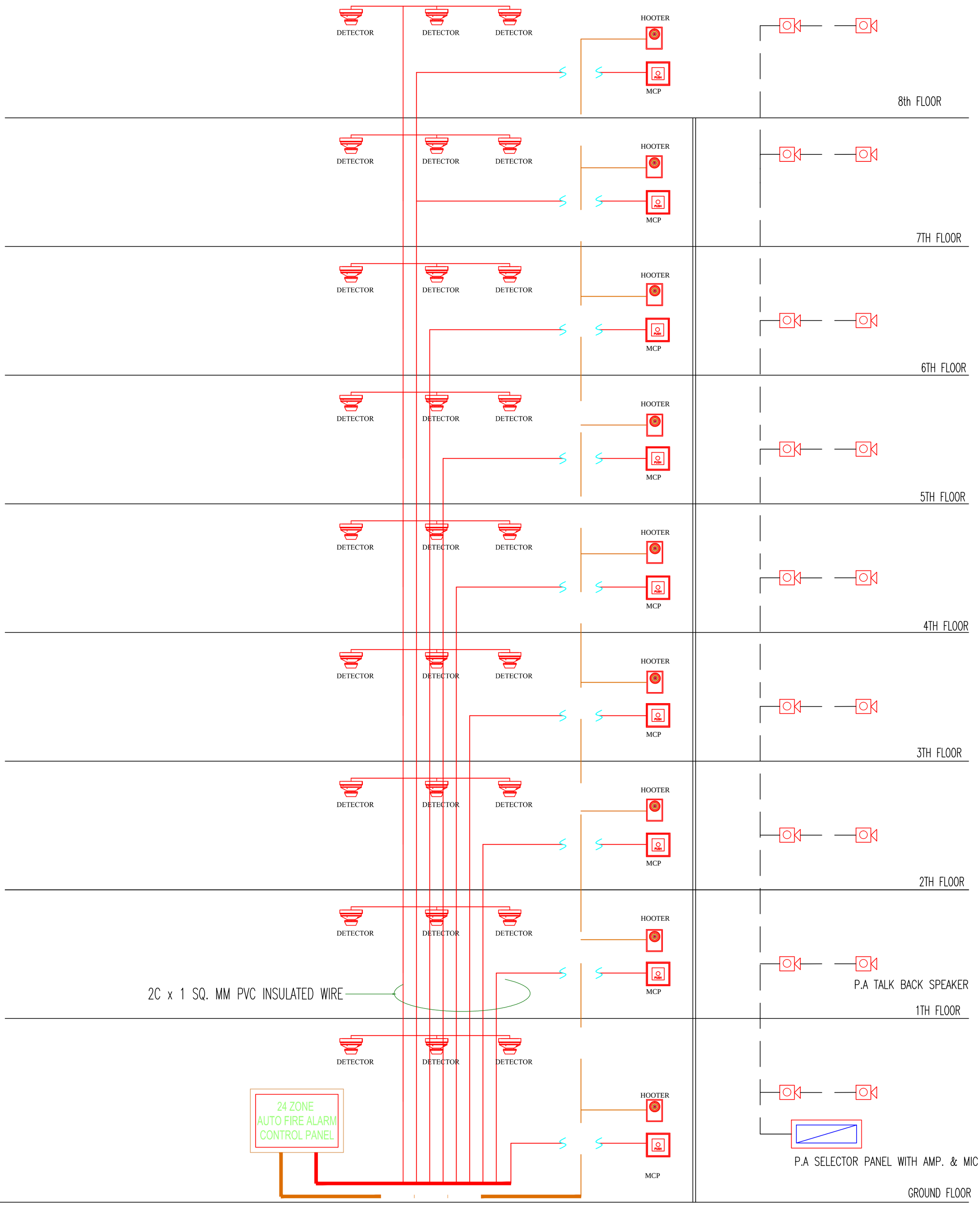

SCHEMATIC DIAGRAM–FIRE PROTECTION & ALARM SYSTEM

CLIENT	PROJECT			FPS LAYOUT				ARCHITECT
COCHIN PORT AUTHORITY	COCHIN PORT AUTHORITY-INTERIOR			SCHEMATIC -1				M/S. BLUEBOX ARCHITECTS
	ISSUED TO			TYPE				
		Name	Date	FPS				CONSULTANT
				DRAWING NUMBER				
PROJECT NO: 458/2025				AYN	EL	LAYOUT	10 R3	Ayner Engineers & MEP Consultants
DATE :	REVISIONS			Scale :	NTS	Sheet Size:	A2	KAKKANAD COCHIN 682037
SCALE :		Description	Date	Dwn By :	Er. STK	Date :	30.07.25	projects@ayner.in
DIMS : CMS				Ch'd By :	Er.Jithu	Date :	30.07.25	+91-9745325633/+91-9539650504
				Ap'd By :	Er.Jerin	Date :	30.07.25	www.ayner.in

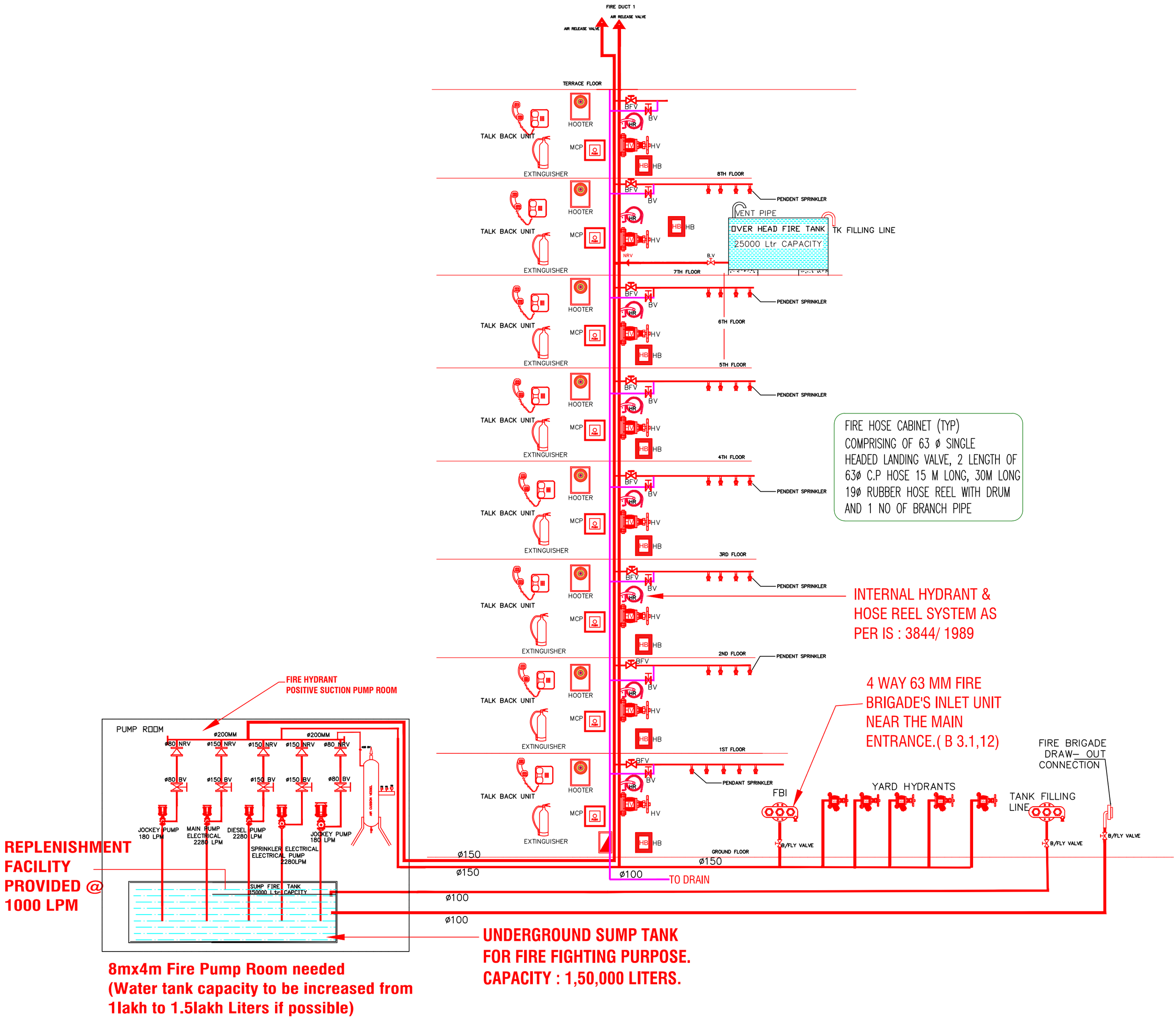

SCHEMATIC DIAGRAM–FIRE PROTECTION– WET RISER

CLIENT	PROJECT			FPS LAYOUT				ARCHITECT
COCHIN PORT AUTHORITY	COCHIN PORT AUTHORITY-INTERIOR			SCHEMATIC -2				M/S. BLUEBOX ARCHITECTS
	ISSUED TO			TYPE				
		Name	Date	FPS				CONSULTANT
				DRAWING NUMBER				
PROJECT NO: 458/2025				AYN	EL	LAYOUT	11	R3
DATE :	REVISIONS			Scale :	NTS	Sheet Size:	A2	
SCALE :		Description	Date	Dwn By :	Er. STK	Date :	30.07.25	
DIMS : CMS				Ch'd By :	Er.Jithu	Date :	30.07.25	
				Ap'd By :	Er.Jerin	Date :	30.07.25	

Ayner Engineers & MEP Consultants
KAKKANAD COCHIN
682037
projects@ayner.in
+91-9745325633/+91-9539650504
www.ayner.in

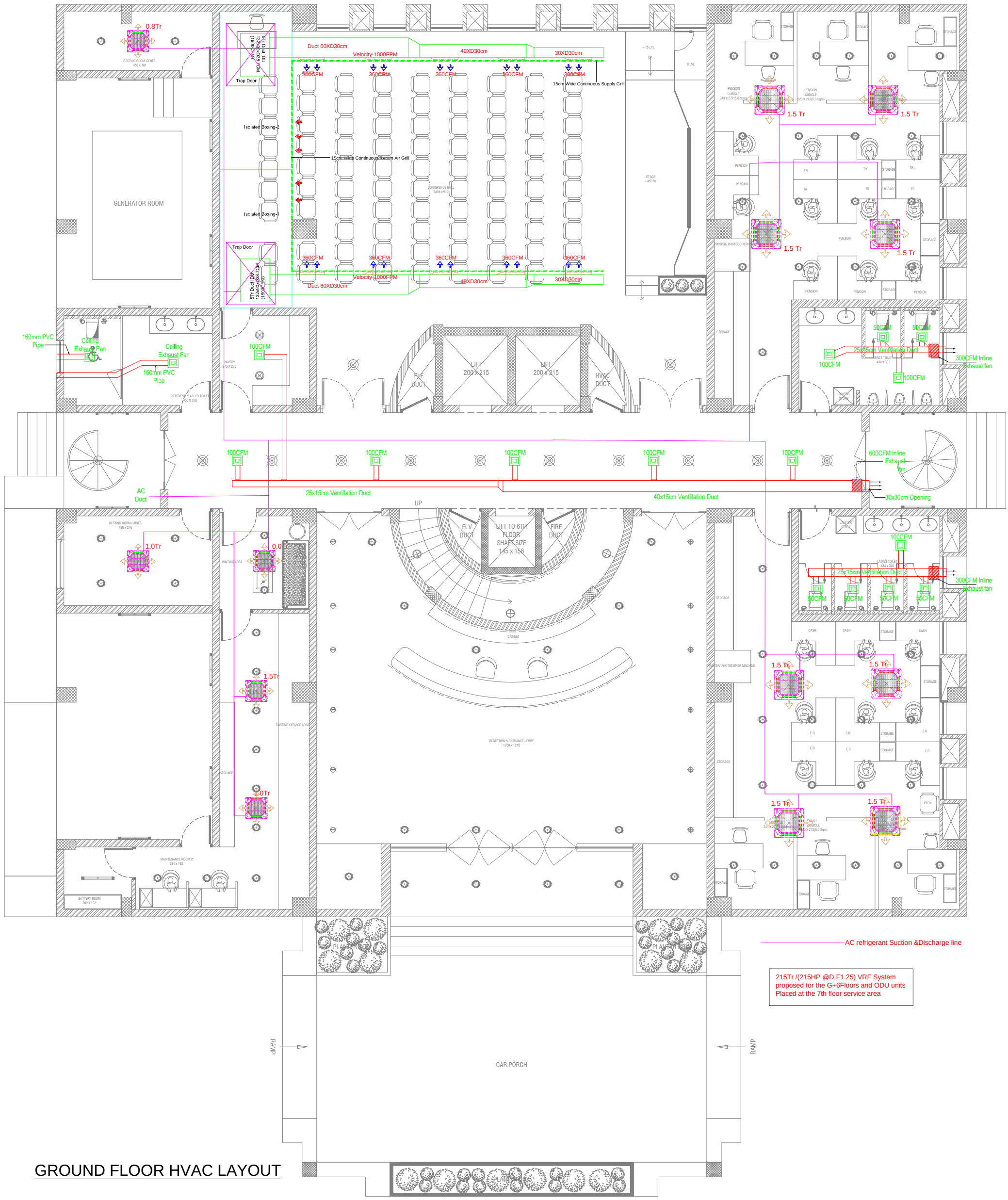

215Tr /(215HP @D.F1.25) VRF System proposed for the G+6Floors and ODU units Placed at the 7th floor service area

GROUND FLOOR HVAC LAYOUT

CLIENT	PROJECT			HVAC LAYOUT					ARCHITECT
COCHIN PORT AUTHORITY	COCHIN PORT AUTHORITY-INTERIOR			GROUND FLOOR					M/S. BLUEBOX ARCHITECTS
	ISSUED TO			TYPE					
		Name	Date	HVAC					CONSULTANT
				DRAWING NUMBER					Ayner Engineers & MEP Consultants KAKKANAD COCHIN 682037 projects@ayner.in +91-9745325633/+91-9539650504 www.ayner.in
PROJECT NO. -/2025				AYN	EL	LAYOUT	01	R0	
DATE :	REVISIONS			Scale :	NTS	Sheet Size:	A2		
SCALE :		Description	Date	Dwn By :	Er. STK	Date :	09.07.25		
DIMS : CMS				Ch'd By :	Er.Jithu	Date :	09.07.25		
				Ap'd By :	Er.Jerin	Date :	09.07.25		

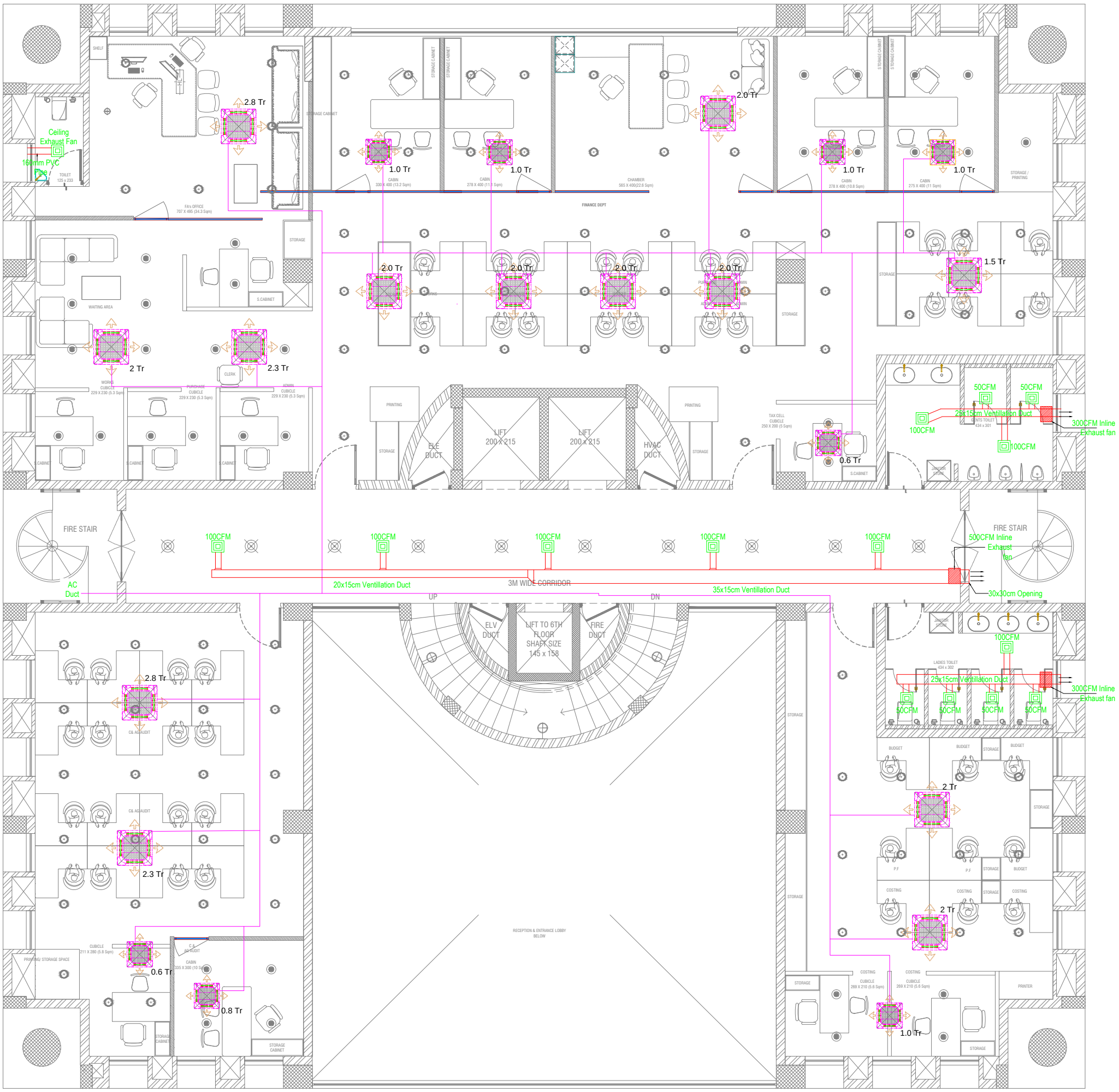

FIRST FLOOR HVAC LAYOUT

215Tr /(215HP @D.F1.25) VRF System proposed for the G+6Floors and ODU units Placed at the 7th floor service area

CLIENT	PROJECT			HVAC LAYOUT					ARCHITECT
COCHIN PORT AUTHORITY	COCHIN PORT AUTHORITY-INTERIOR			FIRST FLOOR					M/S. BLUEBOX ARCHITECTS
	ISSUED TO			TYPE					
		Name	Date	HVAC					CONSULTANT
				DRAWING NUMBER					Ayner Engineers & MEP Consultants
PROJECT NO. -/2025				AYN	EL	LAYOUT	02	R0	
DATE :	REVISIONS			Scale :	NTS	Sheet Size:	A2		KAKKANAD COCHIN 682037
SCALE :		Description	Date	Dwn By :	Er. STK	Date :	09.07.25		projects@ayner.in
DIMS : CMS				Ch'd By :	Er.Jithu	Date :	09.07.25		+91-9745325633/+91-9539650504
				Ap'd By :	Er.Jerin	Date :	09.07.25		www.ayner.in

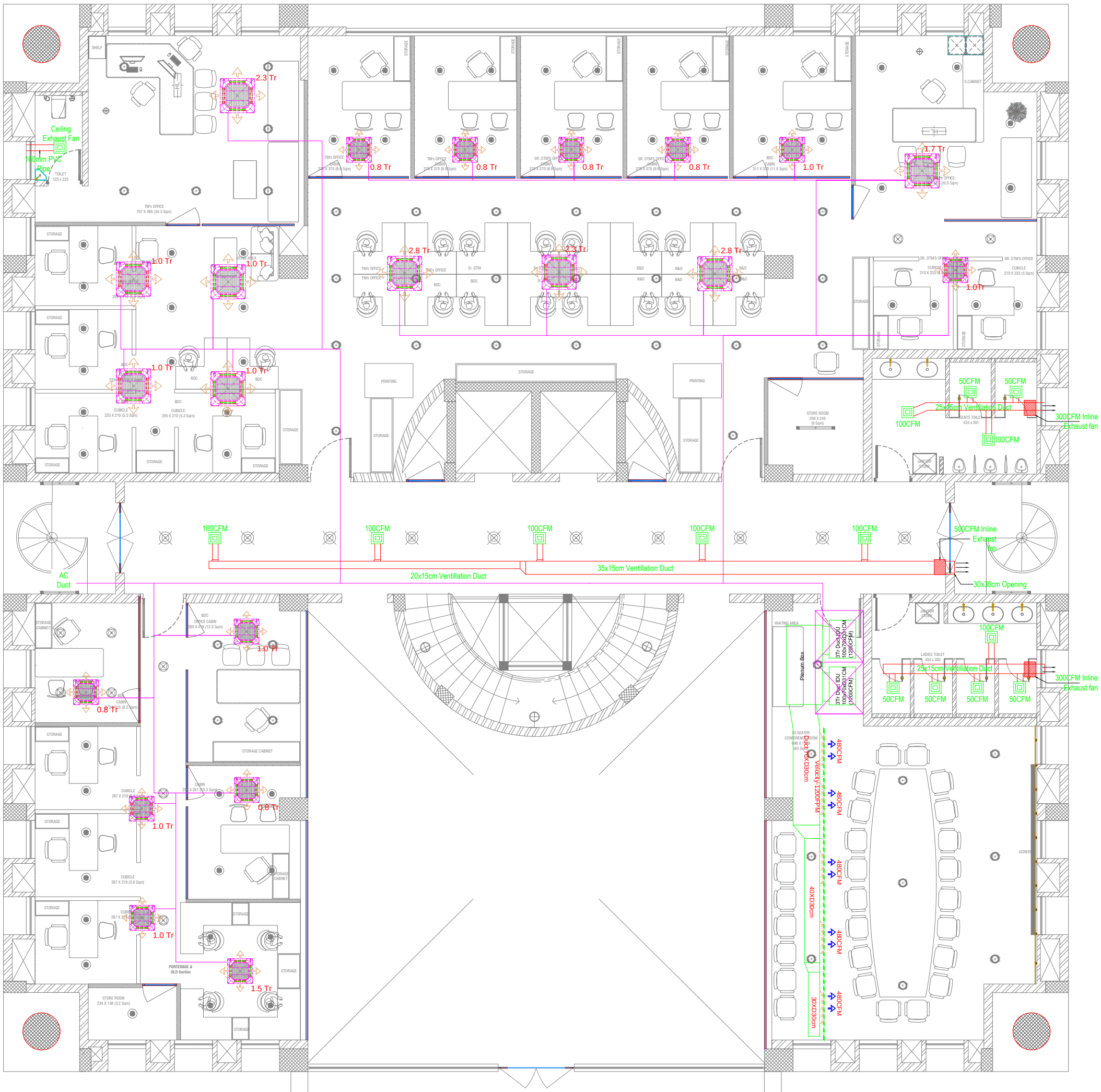

SECOND FLOOR HVAC LAYOUT

AC refrigerant Suction &Discharge line

215Tr /(215HP @D.F1.25) VRF System proposed for the G+6Floors and ODU units Placed at the 7th floor service area

CLIENT	PROJECT			HVAC LAYOUT					ARCHITECT
COCHIN PORT AUTHORITY	COCHIN PORT AUTHORITY-INTERIOR			SECOND FLOOR					M/S. BLUEBOX ARCHITECTS
	ISSUED TO			TYPE					
		Name	Date	HVAC					CONSULTANT
				DRAWING NUMBER					Ayner Engineers & MEP Consultants
PROJECT NO. -/2025				AYN	EL	LAYOUT	03	R0	
DATE :	REVISIONS			Scale :	NTS	Sheet Size:	A2		KAKKANAD COCHIN 682037
SCALE :		Description	Date	Dwn By :	Er. STK	Date :	09.07.25		projects@ayner.in
DIMS : CMS				Ch'd By :	Er.Jithu	Date :	09.07.25		+91-9745325633/+91-9539650504
				Ap'd By :	Er.Jerin	Date :	09.07.25		www.ayner.in

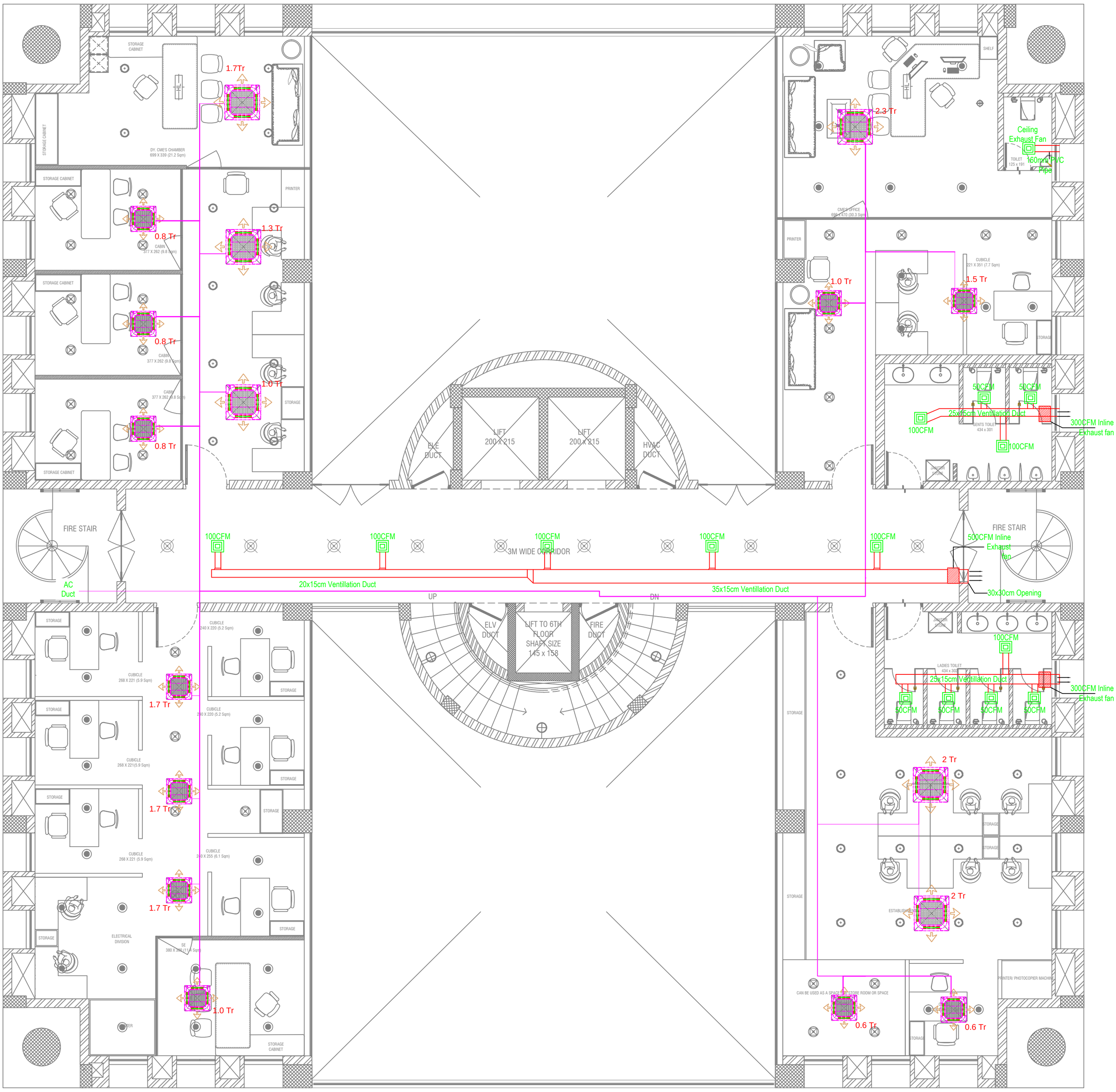

THIRD FLOOR HVAC LAYOUT

AC refrigerant Suction &Discharge line

215Tr /(215HP @D.F1.25) VRF System proposed for the G+6Floors and ODU units Placed at the 7th floor service area

CLIENT	PROJECT			HVAC LAYOUT					ARCHITECT
COCHIN PORT AUTHORITY	COCHIN PORT AUTHORITY-INTERIOR			THIRD FLOOR					M/S. BLUEBOX ARCHITECTS
	ISSUED TO			TYPE					
		Name	Date	HVAC					CONSULTANT
				DRAWING NUMBER					Ayner Engineers & MEP Consultants
PROJECT NO. -/2025				AYN	EL	LAYOUT	04	R0	KAKKANAD COCHIN 682037 projects@ayner.in +91-9745325633/+91-9539650504 www.ayner.in
DATE :	REVISIONS			Scale :	NTS	Sheet Size:	A2		
SCALE :		Description	Date	Dwn By :	Er. STK	Date :	09.07.25		
DIMS : CMS				Ch'd By :	Er.Jithu	Date :	09.07.25		
				Ap'd By :	Er.Jerin	Date :	09.07.25		

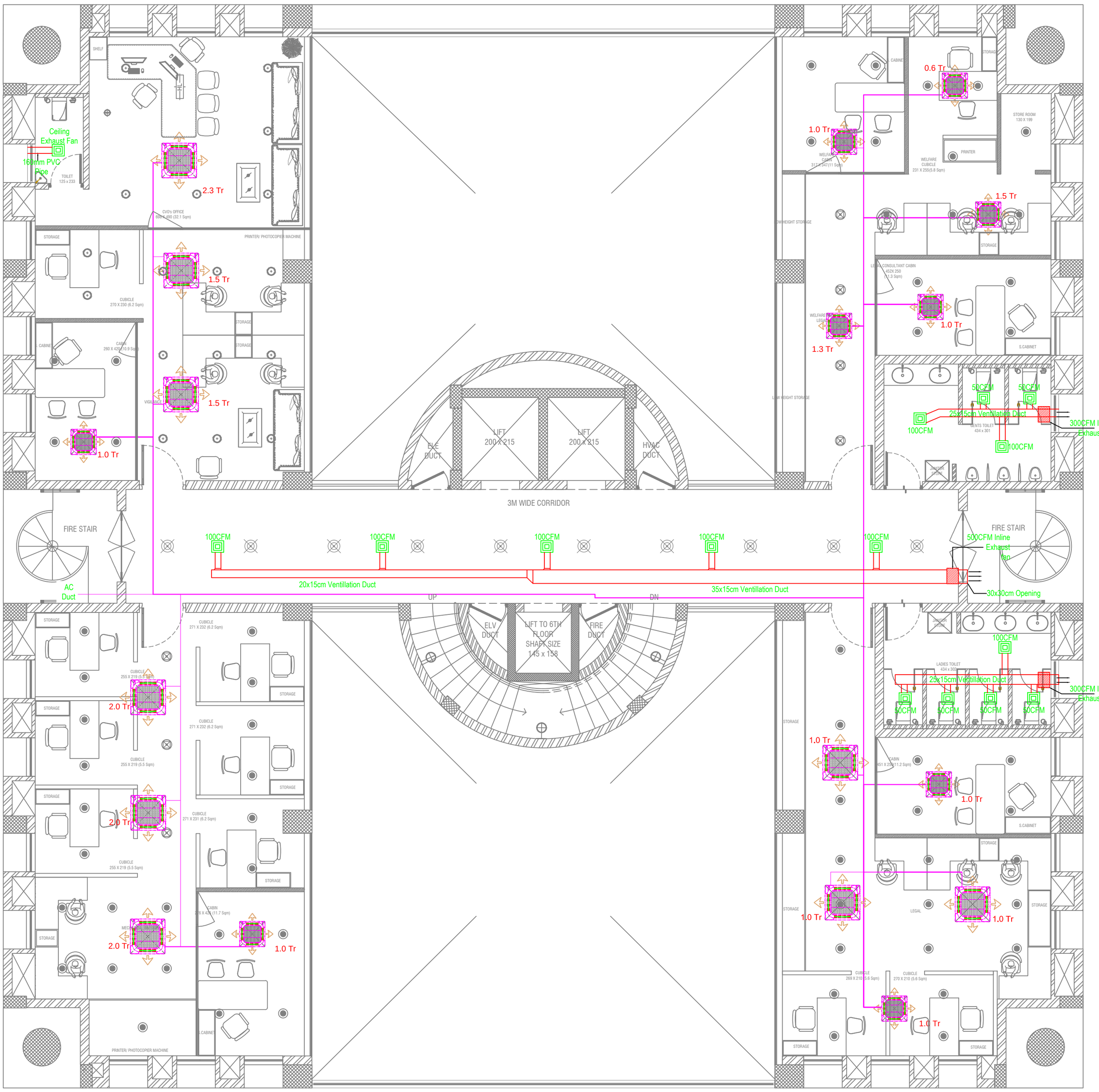

FOURTH FLOOR HVAC LAYOUT

215Tr /(215HP @D.F1.25) VRF System proposed for the G+6Floors and ODU units Placed at the 7th floor service area

CLIENT	PROJECT			HVAC LAYOUT					ARCHITECT
COCHIN PORT AUTHORITY	COCHIN PORT AUTHORITY-INTERIOR			FOURTH FLOOR					M/S. BLUEBOX ARCHITECTS
	ISSUED TO			TYPE					
		Name	Date	HVAC					CONSULTANT
				DRAWING NUMBER					Ayner Engineers & MEP Consultants
PROJECT NO. -/2025				AYN	EL	LAYOUT	05	R0	KAKKANAD COCHIN 682037 projects@ayner.in +91-9745325633/+91-9539650504 www.ayner.in
DATE :	REVISIONS			Scale :	NTS	Sheet Size:	A2		
SCALE :		Description	Date	Dwn By :	Er. STK	Date :	09.07.25		
DIMS : CMS				Ch'd By :	Er.Jithu	Date :	09.07.25		
				Ap'd By :	Er.Jerin	Date :	09.07.25		

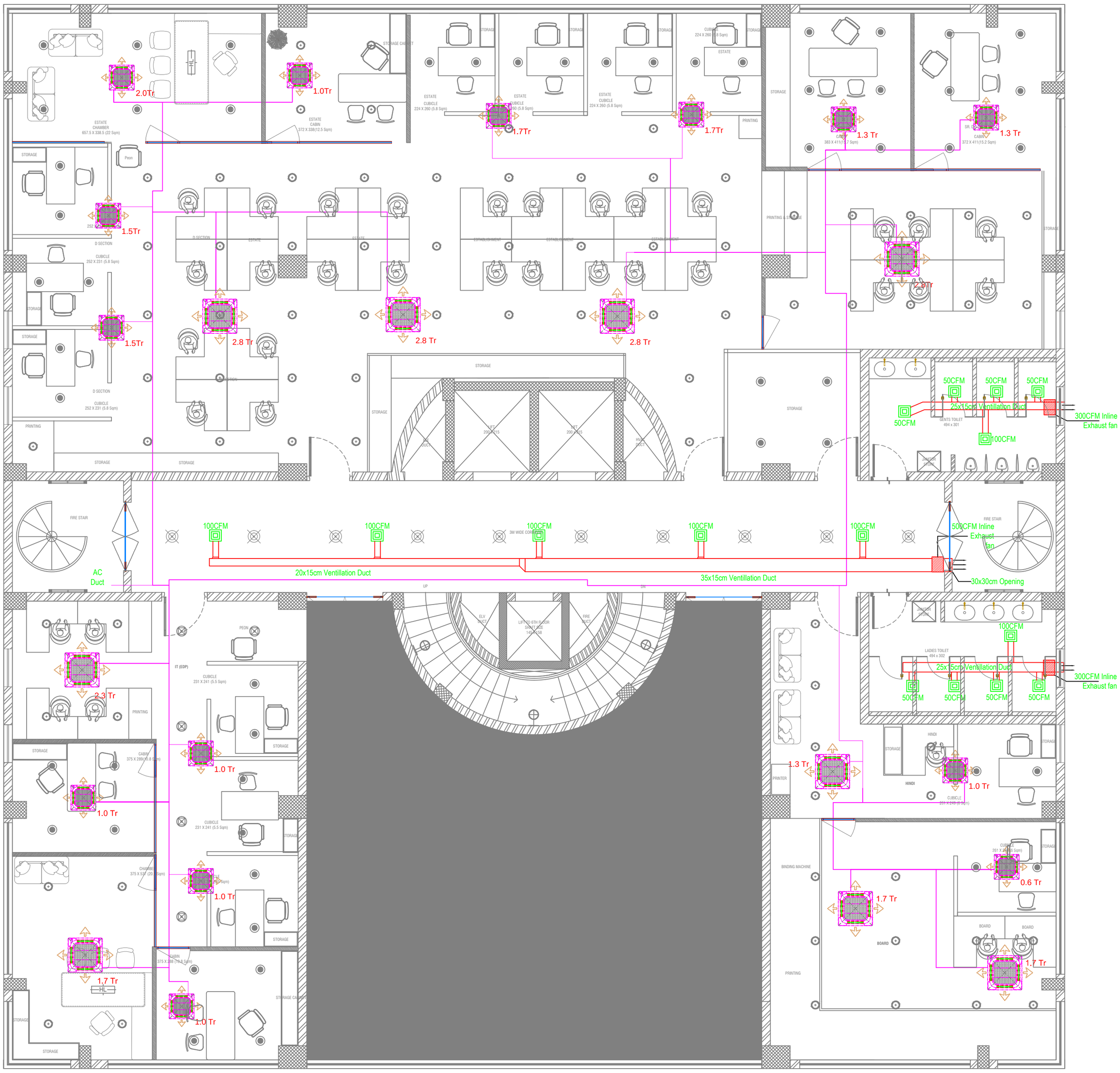

FIFTH FLOOR HVAC LAYOUT

AC refrigerant Suction &Discharge line

215Tr /(215HP @D.F1.25) VRF System proposed for the G+6Floors and ODU units Placed at the 7th floor service area

CLIENT	PROJECT			HVAC LAYOUT					ARCHITECT
COCHIN PORT AUTHORITY	COCHIN PORT AUTHORITY-INTERIOR			FIFTH FLOOR					M/S. BLUEBOX ARCHITECTS
	ISSUED TO			TYPE					
		Name	Date	HVAC					CONSULTANT
				DRAWING NUMBER					Ayner Engineers & MEP Consultants
PROJECT NO. -/2025				AYN	EL	LAYOUT	06	R0	
DATE :	REVISIONS			Scale :	NTS	Sheet Size:	A2		KAKKANAD COCHIN 682037 projects@ayner.in +91-9745325633/+91-9539650504 www.ayner.in
SCALE :		Description	Date	Dwn By :	Er. STK	Date :	09.07.25		
DIMS : CMS				Ch'd By :	Er.Jithu	Date :	09.07.25		
				Ap'd By :	Er.Jerin	Date :	09.07.25		

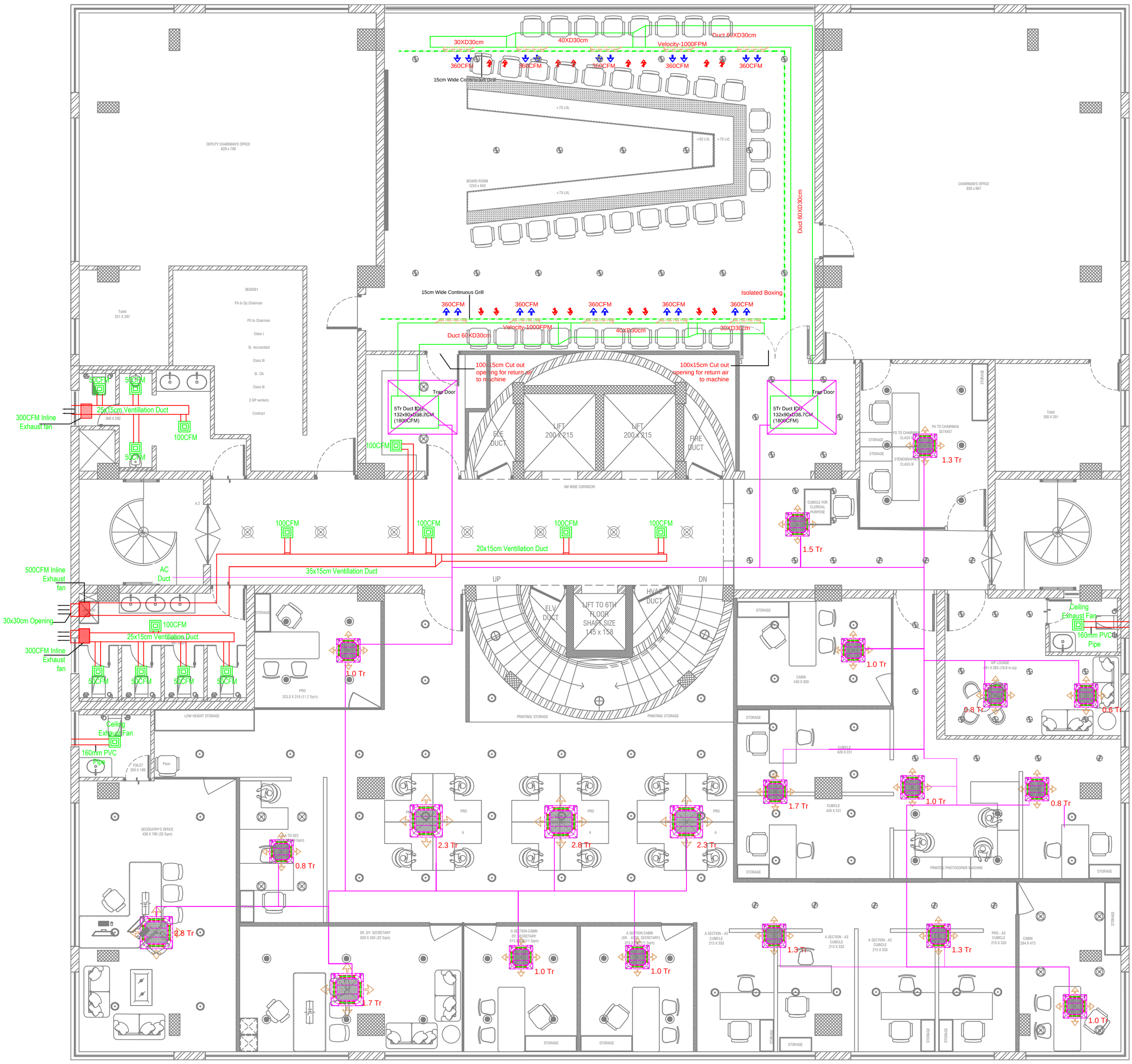

6th FLOOR HVAC LAYOUT

215Tr /(215HP @D.F1.25) VRF System proposed for the G+6Floors and ODU units Placed at the 7th floor service area

CLIENT	PROJECT			HVAC LAYOUT					ARCHITECT
COCHIN PORT AUTHORITY	COCHIN PORT AUTHORITY-INTERIOR			SIXTH FLOOR					M/S. BLUEBOX ARCHITECTS
	ISSUED TO			TYPE					
		Name	Date	HVAC					CONSULTANT
				DRAWING NUMBER					Ayner Engineers & MEP Consultants
PROJECT NO. -/2025				AYN	EL	LAYOUT	07	R0	KAKKANAD COCHIN 682037 projects@ayner.in +91-9745325633/+91-9539650504 www.ayner.in
DATE :	REVISIONS			Scale :	NTS	Sheet Size:	A2		
SCALE :		Description	Date	Dwn By :	Er. STK	Date :	09.07.25		
DIMS : CMS				Ch'd By :	Er.Jithu	Date :	09.07.25		
				Ap'd By :	Er.Jerin	Date :	09.07.25		

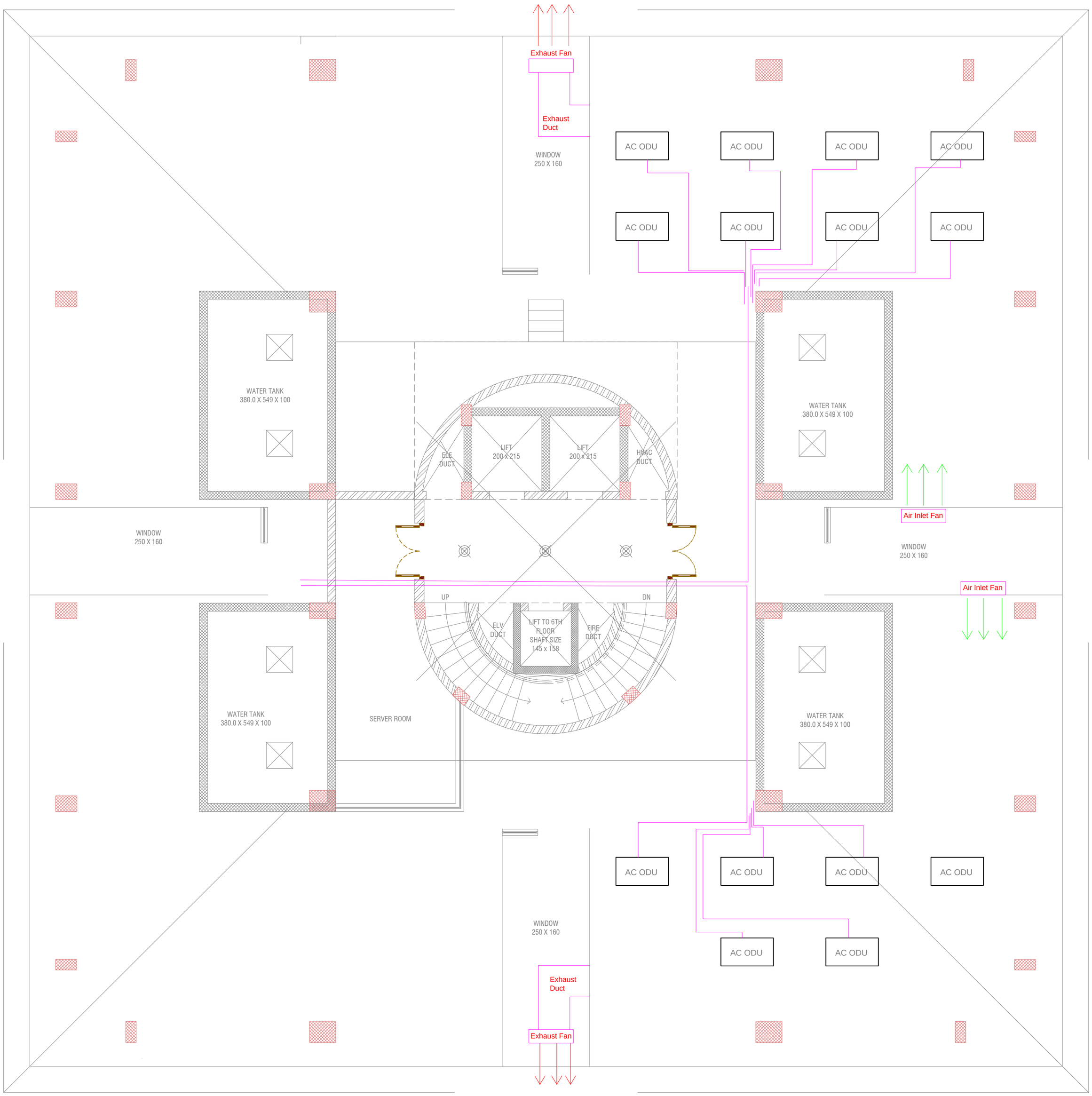

CLIENT	PROJECT			HVAC LAYOUT					ARCHITECT
COCHIN PORT AUTHORITY	COCHIN PORT AUTHORITY-INTERIOR			SIXTH FLOOR					M/S. BLUEBOX ARCHITECTS
	ISSUED TO			TYPE					
		Name	Date	HVAC					CONSULTANT
				DRAWING NUMBER					Ayner Engineers & MEP Consultants
PROJECT NO. -/2025				AYN	EL	LAYOUT	07	R0	KAKKANAD COCHIN 682037 projects@ayner.in +91-9745325633/+91-9539650504 www.ayner.in
DATE :	REVISIONS			Scale :	NTS	Sheet Size:	A2		
SCALE :		Description	Date	Dwn By :	Er. STK	Date :	09.07.25		
DIMS : CMS				Ch'd By :	Er.Jithu	Date :	09.07.25		
				Ap'd By :	Er.Jerin	Date :	09.07.25		

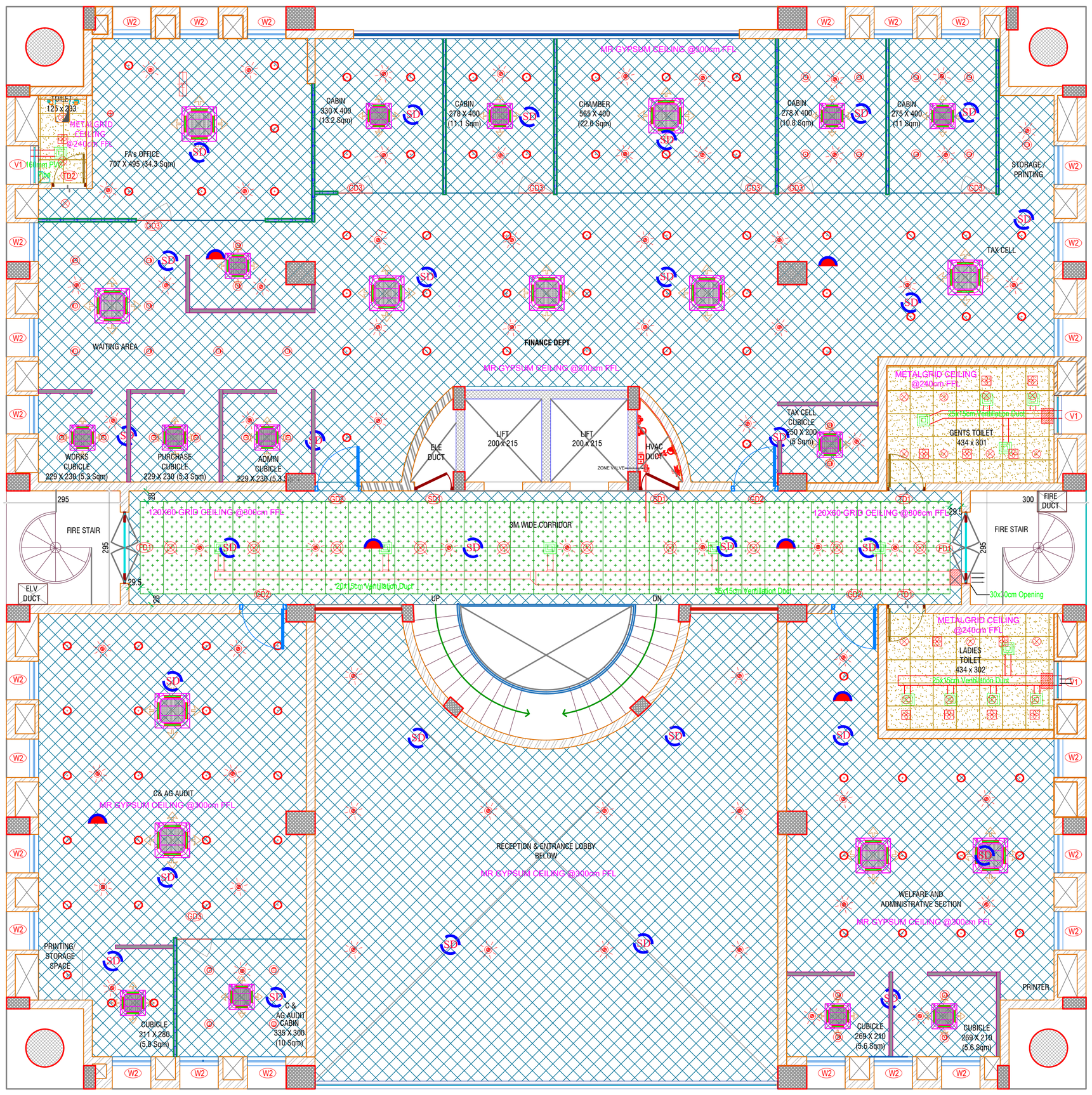

FIRST FLOOR

CEILING LEGEND

	MR GYPSUM CEILING
	60x60 METAL GRID
	PLYWOOD CEILING+ LAMINATE FINISH
	120x60 GRID CEILING

ELECTRICAL LEGEND

HL	HANGING LIGHT
	ROUND PANEL LIGHT/15W
	ROUND PANEL LIGHT/12W
	CEILING LIGHT POINT/3W
	ROUND PANEL LIGHT/10W
	CEILING LIGHT POINT/5W
	SPOT LIGHT WITH DIRECTION
	CEILING LIGHT POINT/15W
	CEILING EXHAUST
	PROFILE LIGHT

FPS LEGEND

	WATER SPRINKLER
SD	SMOKE DETECTOR
HD	HEAT DETECTOR
	PAS SPEAKER

HVAC LEGEND

	CASSETTE UNIT
	EXHAUST GRILL

PROJECT : **COCHIN PORT AUTHORITY OFFICE INTERIOR RENOVATION**

TITLE : **FIRST FLOOR CEILING LAYOUT**

CLIENT : **COCHIN PORT TRUST**

GENERAL NOTES :

1. DO NOT SCALE THE DRAWING FOLLOW WRITTEN DIMENSIONS ONLY.
2. ANY DISCREPANCY IN THE DRG. SHOULD BE BROUGHT TO THE NOTICE OF THE ARCHITECT IMMEDIATELY.
3. ALL DIMENSIONS SHOWN TO BE VERIFIED BEFORE EXECUTION.
4. ALL DIMENSIONS ARE IN CM UNLESS OTHERWISE SPECIFIED.
5. THIS IS THE PROPERTY OF BLUE BOX IT SHALL NOT BE COPIED OR PRINTED WITHOUT PERMISSION.
6. ALL DIMENSIONS INDICATED ARE EXCLUDING PLASTER THICKNESS.
7. REFER STRUCTURAL DRG. FOR R.C.C. DETAILS.
8. REFER DETAIL DRG. FOR DOOR, WINDOW,STRUCTURE,HANDLE, STAIRCASE,TOILET LAYOUT, ETC.
9. FLOOR FINISH OF 5cm THICKNESS IS ASSUMED UNLESS OTHERWISE MENTIONED
10. READ THIS DRG IN CONJUNCTION WITH STRUCTURAL,INTERIOR AND SERVICE DRAWINGS.
11. FOR DETAILED DESCRIPTION OF FINISHES REFER SCHEDULE OF FINISHES DR'
12. BOQ AND SCHEDULE OF FINISH SHOULD BE REFERRED ALONG WITH THE DRAWINGS
13. QUANTITIES VARIATION OR MISSED OUT ITEMS TO BE DISCUSSED WITH THE CONSULTANTS AND PROCEED FURTHER

REVISION	DESCRIPTION	DATE

ISSUED FOR : INFORMATION ☒ COMMENTS ☐ TENDER ☐ APPROVAL ☐ EXECUTION ☐

STRUCTURAL CONSULTANT : .....

PLUMBING CONSULTANT : .....

ELECTRICAL CONSULTANT : .....

ORIENTATION

N

DRAWING NO: 2248-COPA-ID-1F-CLLT

DRAWN BY : NAJAH

SCALE 1:100

CHECKED BY : SOMU

SHEET SIZE : A2

DATE 21-07-2025

SHEET NO : 02 of 09

FILE INFO : .....

BLUEBOX ARCHITECTURAL DESIGN COMPANY

G8, 1st Cross Road, Panampilly Nagar,Cochin.
0484 223300, +91 9745409300
mail@blueboxarchitects.com
www.blueboxarchitects.com

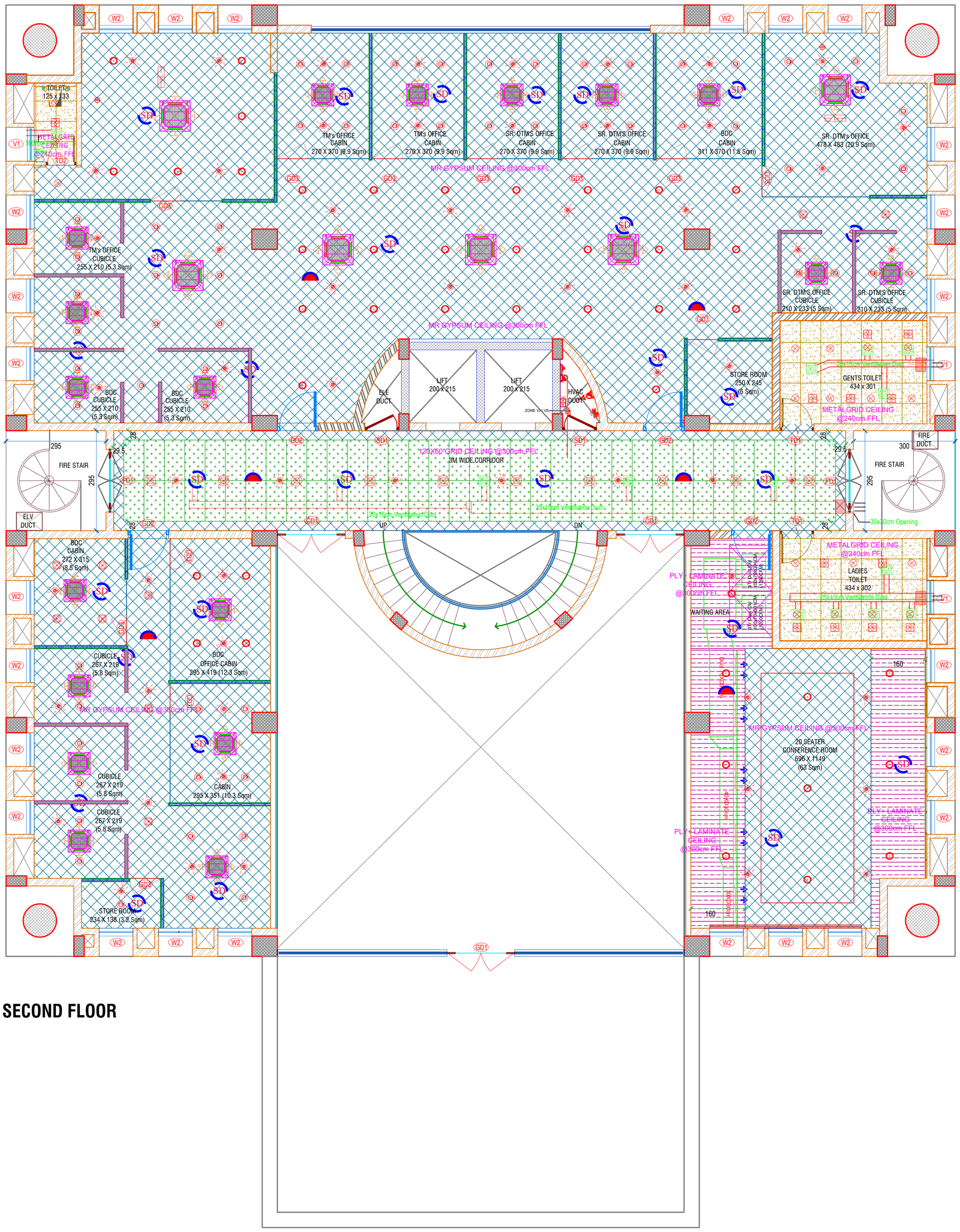

SECOND FLOOR

CEILING LEGEND

	MR GYPSUM CEILING
	60x60 METAL GRID
	PLYWOOD CEILING+ LAMINATE FINISH
	120x60 GRID CEILING

ELECTRICAL LEGEND

HL	HANGING LIGHT
	ROUND PANEL LIGHT/15W
	ROUND PANEL LIGHT/12W
	CEILING LIGHT POINT/3W
	ROUND PANEL LIGHT/10W
	CEILING LIGHT POINT/5W
	SPOT LIGHT WITH DIRECTION
	CEILING LIGHT POINT/15W
	CEILING EXHAUST
	PROFILE LIGHT

FPS LEGEND

	WATER SPRINKLER
SD	SMOKE DETECTOR
HD	HEAT DETECTOR
	PAS SPEAKER

HVAC LEGEND

	CASSETTE UNIT
	EXHAUST GRILL

PROJECT : **COCHIN PORT AUTHORITY OFFICE INTERIOR RENOVATION**

TITLE : **SECOND FLOOR CEILING LAYOUT**

CLIENT : **COCHIN PORT TRUST**

GENERAL NOTES :

1. DO NOT SCALE THE DRAWING FOLLOW WRITTEN DIMENSIONS ONLY.
2. ANY DISCREPANCY IN THE DRG. SHOULD BE BROUGHT TO THE NOTICE OF THE ARCHITECT IMMEDIATELY.
3. ALL DIMENSIONS SHOWN TO BE VERIFIED BEFORE EXECUTION.
4. ALL DIMENSIONS ARE IN CM UNLESS OTHERWISE SPECIFIED.
5. THIS IS THE PROPERTY OF BLUE BOX IT SHALL NOT BE COPIED OR PRINTED WITHOUT PERMISSION.
6. ALL DIMENSIONS INDICATED ARE EXCLUDING PLASTER THICKNESS.
7. REFER STRUCTURAL DRG. FOR R.C.C. DETAILS.
8. REFER DETAIL DRG. FOR DOOR, WINDOW,STRUCTURE,HANDLE, STAIRCASE,TOILET LAYOUT, ETC.
9. FLOOR FINISH OF 5cm THICKNESS IS ASSUMED UNLESS OTHERWISE MENTIONED
10. READ THIS DRG IN CONJUNCTION WITH STRUCTURAL,INTERIOR AND SERVICE DRAWINGS.
11. FOR DETAILED DESCRIPTION OF FINISHES REFER SCHEDULE OF FINISHES DR'
12. BOQ AND SCHEDULE OF FINISH SHOULD BE REFERRED ALONG WITH THE DRAWINGS
13. QUANTITIES VARIATION OR MISSED OUT ITEMS TO BE DISCUSSED WITH THE CONSULTANTS AND PROCEED FURTHER

REVISION	DESCRIPTION	DATE

ISSUED FOR : INFORMATION ☒ COMMENTS ☐ TENDER ☐ APPROVAL ☐ EXECUTION ☐

STRUCTURAL CONSULTANT : .....

PLUMBING CONSULTANT : .....

ELECTRICAL CONSULTANT : .....

ORIENTATION

N

DRAWING NO: 2248-COPA-ID-2F-CLLT

DRAWN BY : NAJAH

SCALE 1:100

CHECKED BY : SOMU

SHEET SIZE : A2

DATE 21-07-2025

SHEET NO : 03 of 09

FILE INFO : .....

BLUEBOX
ARCHITECTURAL DESIGN COMPANY
G8, 1st Cross Road, Panampilly Nagar,Cochin.
0484 223300, +91 9745409300
mail@blueboxarchitects.com
www.blueboxarchitects.com

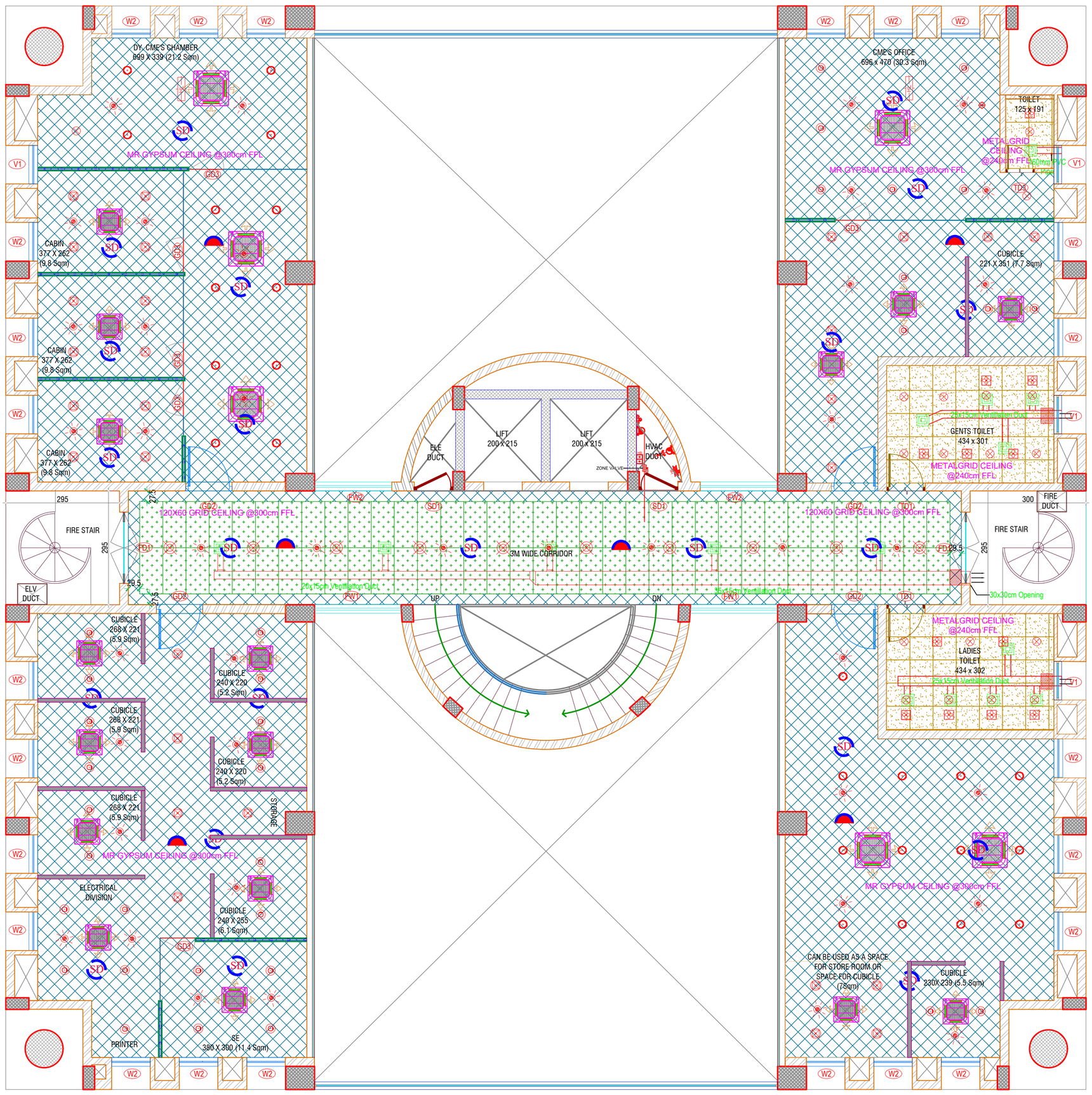

THIRD FLOOR

CEILING LEGEND

	MR GYPSUM CEILING
	60x60 METAL GRID
	PLYWOOD CEILING+ LAMINATE FINISH
	120x60 GRID CEILING

ELECTRICAL LEGEND

HL	HANGING LIGHT
	ROUND PANEL LIGHT/15W
	ROUND PANEL LIGHT/12W
	CEILING LIGHT POINT/3W
	ROUND PANEL LIGHT/10W
	CEILING LIGHT POINT/5W
	SPOT LIGHT WITH DIRECTION
	CEILING LIGHT POINT/15W
	CEILING EXHAUST
	PROFILE LIGHT

FPS LEGEND

	WATER SPRINKLER
SD	SMOKE DETECTOR
HD	HEAT DETECTOR
	PAS SPEAKER

HVAC LEGEND

	CASSETTE UNIT
	EXHAUST GRILL

PROJECT : **COCHIN PORT AUTHORITY OFFICE INTERIOR RENOVATION**

TITLE : **THIRD FLOOR CEILING LAYOUT**

CLIENT : **COCHIN PORT TRUST**

GENERAL NOTES :

1. DO NOT SCALE THE DRAWING FOLLOW WRITTEN DIMENSIONS ONLY.
2. ANY DISCREPANCY IN THE DRG. SHOULD BE BROUGHT TO THE NOTICE OF THE ARCHITECT IMMEDIATELY.
3. ALL DIMENSIONS SHOWN TO BE VERIFIED BEFORE EXECUTION.
4. ALL DIMENSIONS ARE IN CM UNLESS OTHERWISE SPECIFIED.
5. THIS IS THE PROPERTY OF BLUE BOX IT SHALL NOT BE COPIED OR PRINTED WITHOUT PERMISSION.
6. ALL DIMENSIONS INDICATED ARE EXCLUDING PLASTER THICKNESS.
7. REFER STRUCTURAL DRG. FOR R.C.C. DETAILS.
8. REFER DETAIL DRG. FOR DOOR, WINDOW,STRUCTURE,HANDLE, STAIRCASE,TOILET LAYOUT, ETC.
9. FLOOR FINISH OF 5cm THICKNESS IS ASSUMED UNLESS OTHERWISE MENTIONED
10. READ THIS DRG IN CONJUNCTION WITH STRUCTURAL,INTERIOR AND SERVICE DRAWINGS.
11. FOR DETAILED DESCRIPTION OF FINISHES REFER SCHEDULE OF FINISHES DR'
12. BOQ AND SCHEDULE OF FINISH SHOULD BE REFERRED ALONG WITH THE DRAWINGS
13. QUANTITIES VARIATION OR MISSED OUT ITEMS TO BE DISCUSSED WITH THE CONSULTANTS AND PROCEED FURTHER

REVISION	DESCRIPTION	DATE

ISSUED FOR : INFORMATION ☒ COMMENTS ☐ TENDER ☐ APPROVAL ☐ EXECUTION ☐

STRUCTURAL CONSULTANT : .....

PLUMBING CONSULTANT : .....

ELECTRICAL CONSULTANT : .....

ORIENTATION

N

DRAWING NO: 2248-COPA-ID-3F-CLLT

DRAWN BY : NAJAH

SCALE 1:100

CHECKED BY : SOMU

SHEET SIZE : A2

DATE 21-07-2025

SHEET NO : 04 of 09

FILE INFO : .....

BLUEBOX ARCHITECTURAL DESIGN COMPANY

G8, 1st Cross Road, Panampilly Nagar,Cochin.
0484 223300, +91 9745409300
mail@blueboxarchitects.com
www.blueboxarchitects.com