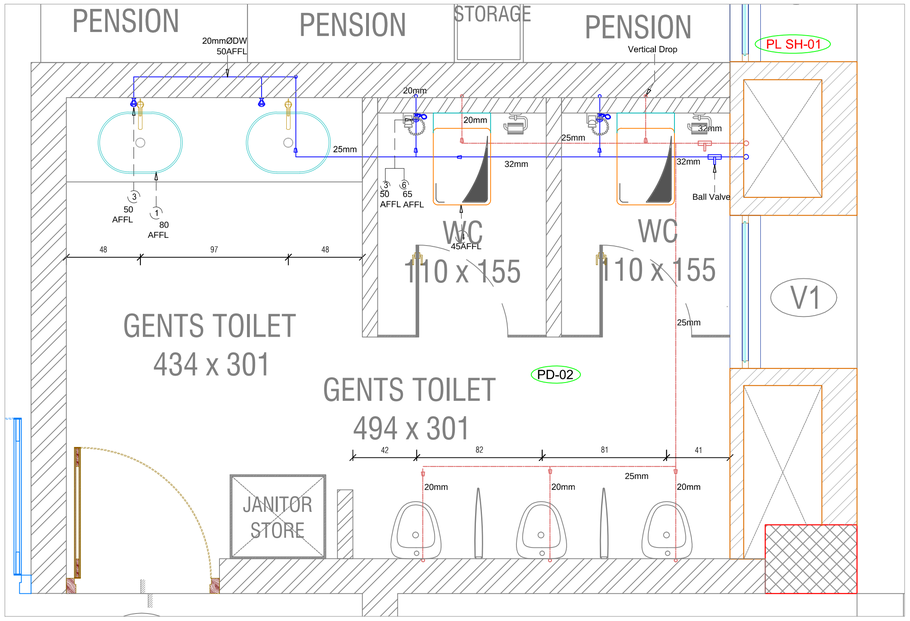

PLUMBING PD-02(Ground to Fifth) SCALE 1:20

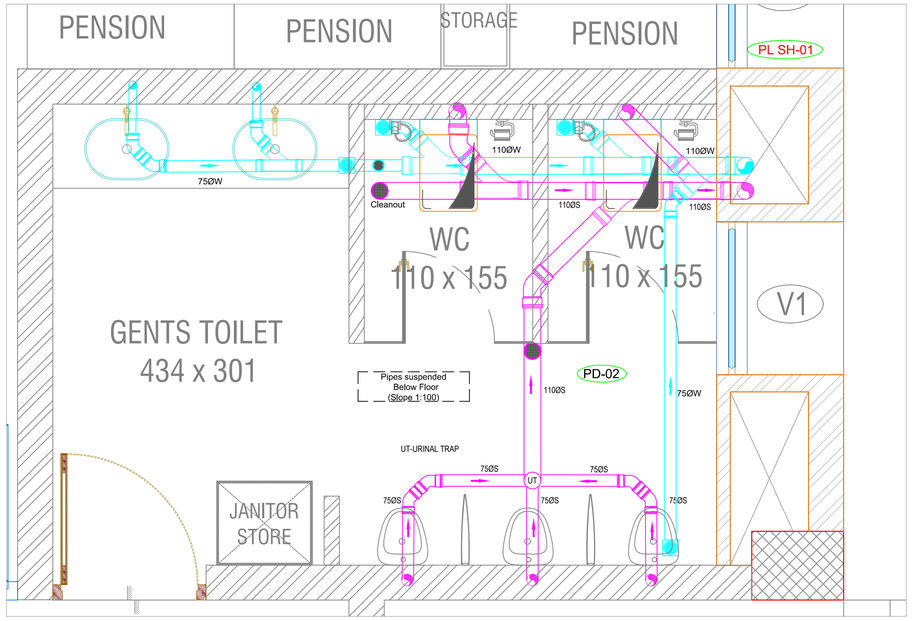

DRAINAGE PD-02(Ground to Fifth) SCALE 1:20

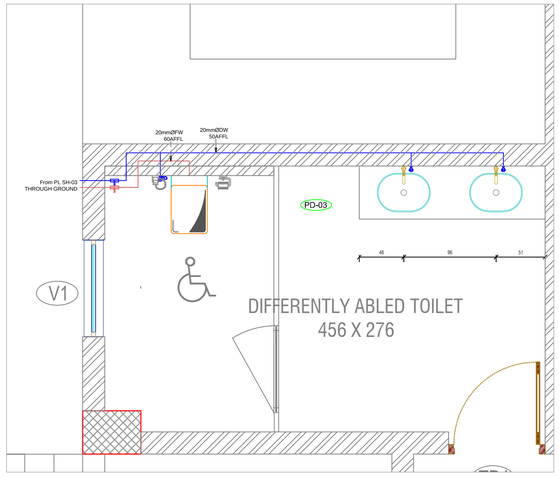

PLUMBING PD-03(Ground Floor) SCALE 1:20

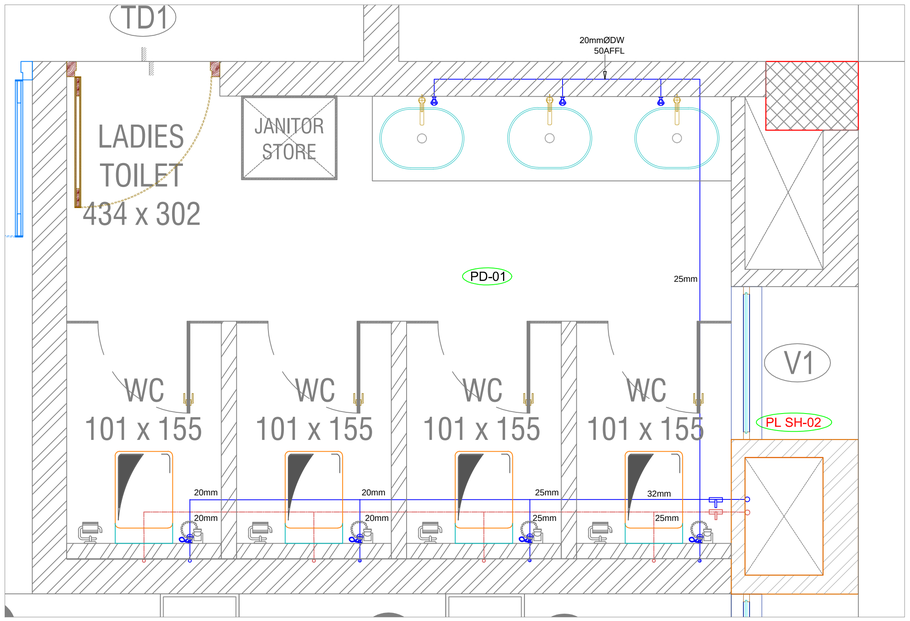

PLUMBING PD-01(Ground to Fifth) SCALE 1:20

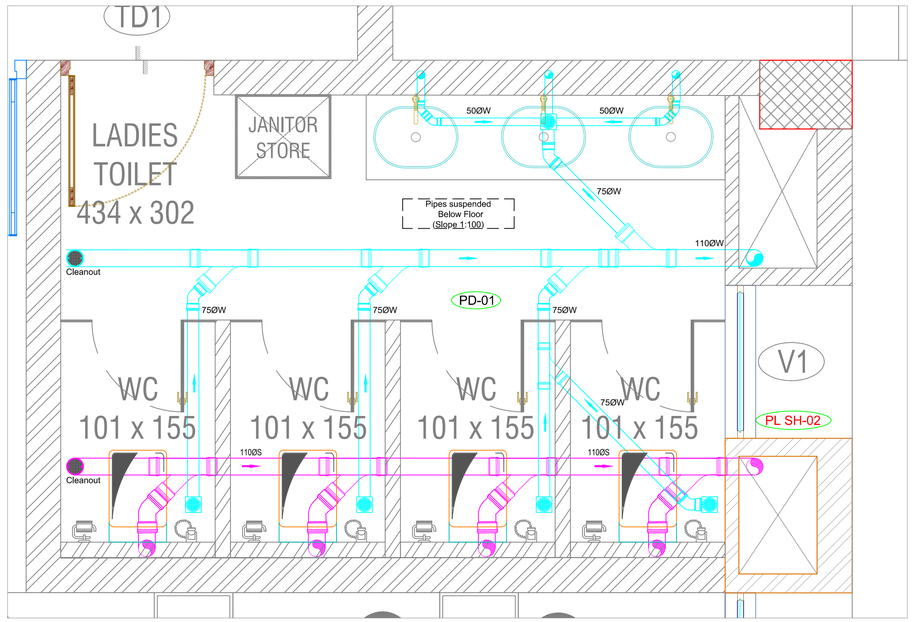

DRAINAGE PD-01(Ground to Fifth) SCALE 1:20

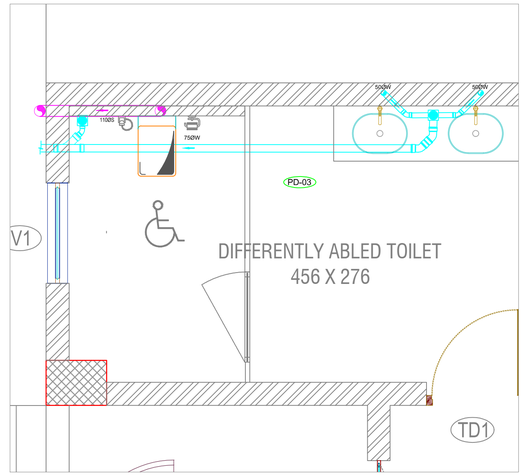

DRAINAGE PD-03(Ground Floor) SCALE 1:20

LEGEND		LEGEND			SYMBOLS	SYMBOLS		SYMBOLS	
1	Wash Basin	7	Bib cock	13	Stop Cock		ANGLE VALVE		FLOOR TRAP
2	Pillar Cock	8	Spout	14	Geyser		HEALTH FAUCET		STOP COCK
3	Angle valve	9	Mixer	15	Flushing Cistern		SINK COCK	WP	WATER PURIFIER
4	E.W.C (Floor mounted)	10	Shower	16	Washing Machine		PILLAR COCK		
5	E.W.C (Wall mounted)	11	SS Gratings	17	Single Lever Diverter		BALL VALVE		
6	Health faucet holder	12	Floor drain	18	Stainless Steel Sink		BIB COCK		

LEGEND

S	Soil pipe	( )
W	Waste pipe	( )
AS	Anti Syphonic pipe	( )
DW	Domestic Water Supply pipe	( )
RAW	Raw Water Supply pipe	( )

NOTES :

AFFL : Above Finished Floor Level
SH : Shaft
AGL : Above Ground Level

1. Water Supply Pipes;
   All Pipe Dimensions Mentioned are Inside Diameter (ID)
2. Drainage Pipes;
   All Pipe Dimensions Mentioned are Outside Diameter (OD)
3. Position & levels of sanitary&CP fixtures mentioned are indicative only and are to be Co-ordinated with Tile modules
4. All Dimensions are in cm

PROJECT

COPA

ARCHITECTS

M/S BLUE BOX ARCHITECTS

BUILDING SERVICES (MEP) CONSULTANT

Ayner Engineers & MEP Consultants

KAKKANAD COCHIN 682037
projects@ayner.in
+91-9745325633/+91-9539650504
www.ayner.in

TITLE

INTERNAL PLUMBING

TYPE

PLUMBING

DRAWING NUMBER

458-AYNER-PL-01

Scale:		Sheet Size	A2
App'd By:	JERIN	Date:	01.07.2025
Drawn By:	VJ	Date:	

REVISIONS

	Description	Date
R1	Architectural Revision	29.07.2025

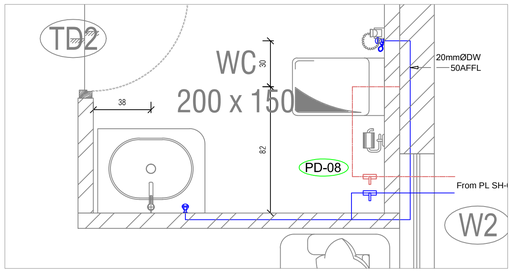

PLUMBING PD-06(Sixth Floor)

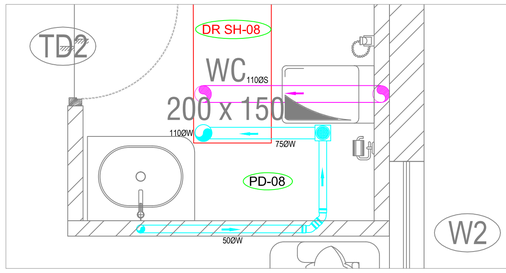

drainage PD-08(Sixth Floor)

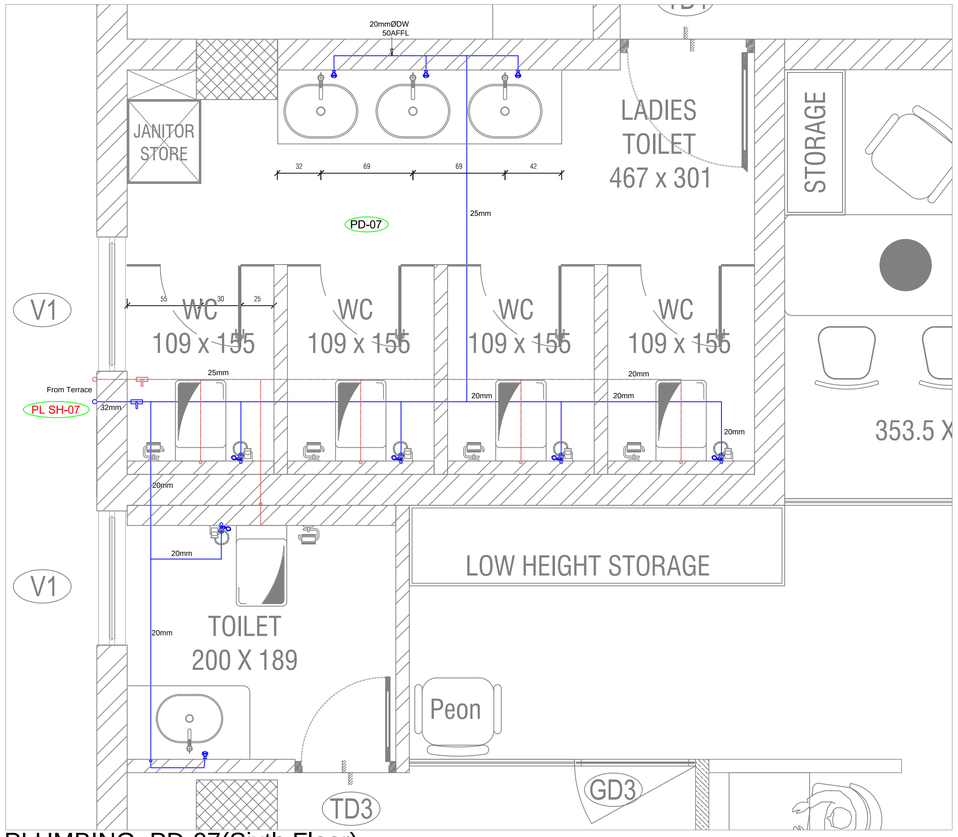

PLUMBING PD-07(Sixth Floor)

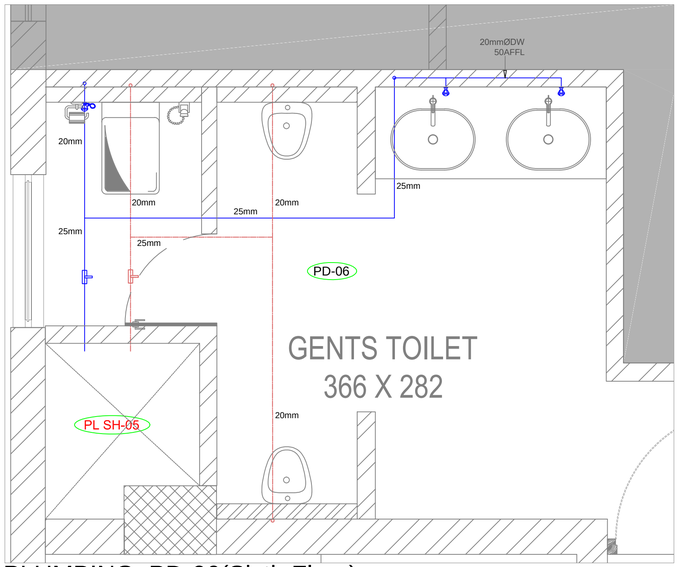

PLUMBING PD-06(Sixth Floor)

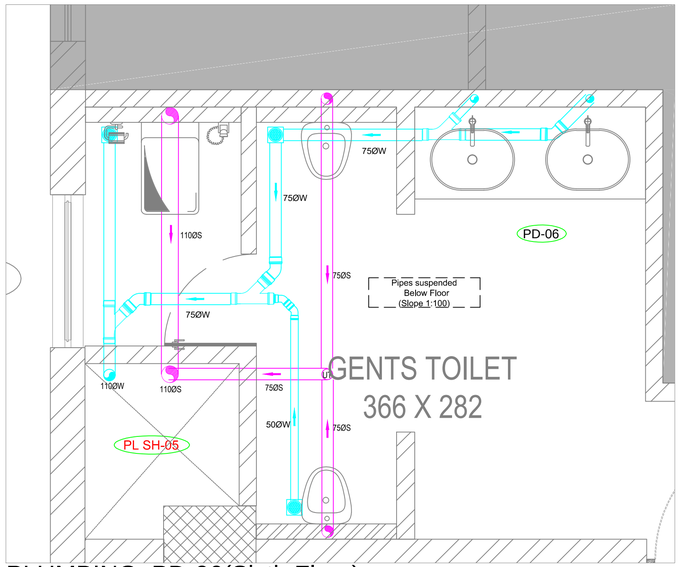

PLUMBING PD-06(Sixth Floor)

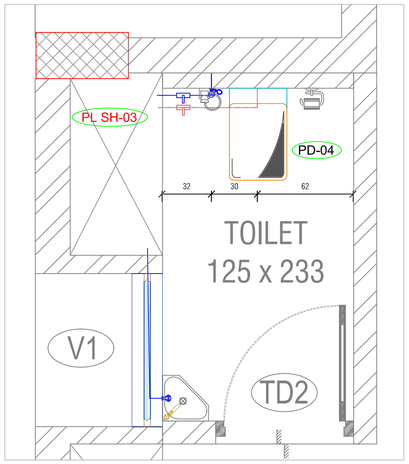

PLUMBING PD-04(First,Second,Fourth)

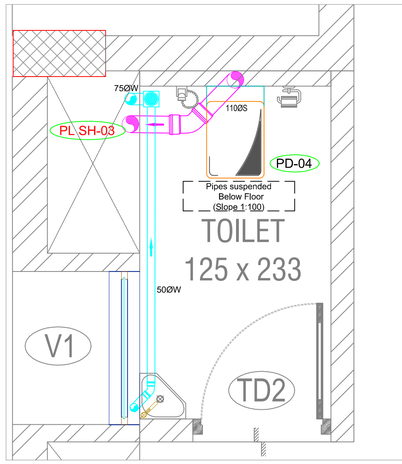

DRAINAGE PD-04(First,Second,Fourth)

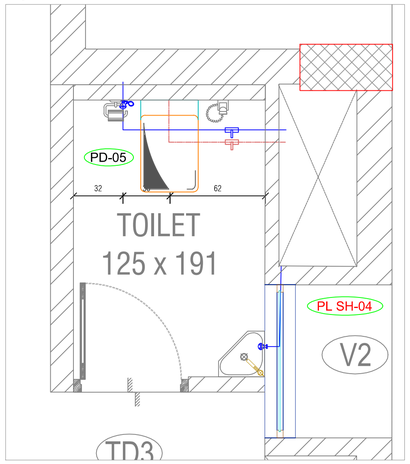

PLUMBING PD-05(Third Floor)

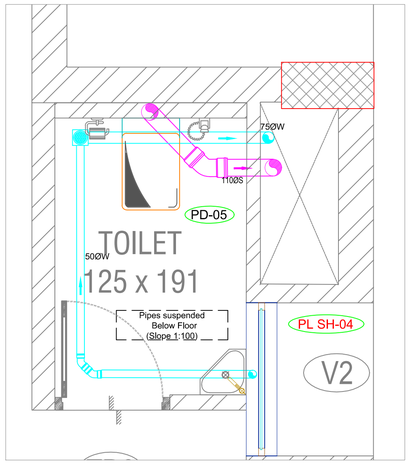

DRAINAGE PD-05(Third Floor)

LEGEND		LEGEND			SYMBOLS	SYMBOLS		SYMBOLS	
1	Wash Basin	7	Bib cock	13	Stop Cock		ANGLE VALVE		FLOOR TRAP
2	Pillar Cock	8	Spout	14	Geyser		HEALTH FAUCET		STOP COCK
3	Angle valve	9	Mixer	15	Flushing Cistern		SINK COCK	WP	WATER PURIFIER
4	E.W.C (Floor mounted)	10	Shower	16	Washing Machine		PILLAR COCK		
5	E.W.C (Wall mounted)	11	SS Gratings	17	Single Lever Diverter		BALL VALVE		
6	Health faucet holder	12	Floor drain	18	Stainless Steel Sink		BIB COCK		

LEGEND

S	Soil pipe	( )
W	Waste pipe	( )
AS	Anti Syphonic pipe	( )
DW	Domestic Water Supply pipe	( )
RAW	Raw Water Supply pipe	( )

NOTES :

AFFL : Above Finished Floor Level
SH : Shaft
AGL : Above Ground Level

1. Water Supply Pipes;
   All Pipe Dimensions Mentioned are Inside Diameter (ID)
2. Drainage Pipes;
   All Pipe Dimensions Mentioned are Outside Diameter (OD)
3. Position & levels of sanitary&CP fixtures mentioned are indicative only and are to be Co-ordinated with Tile modules
4. All Dimensions are in cm

PROJECT

COPA

ARCHITECTS

M/S BLUE BOX ARCHITECTS

BUILDING SERVICES (MEP) CONSULTANT

Ayner Engineers & MEP Consultants

KAKKANAD COCHIN 682037
projects@ayner.in
+91-9745325633/+91-9539650504
www.ayner.in

TITLE

INTERNAL PLUMBING

TYPE

PLUMBING

DRAWING NUMBER

458-AYNER-PL-02

Scale:		Sheet Size	A2
App'd By:	JERIN	Date:	01.07.2025
Drawn By:	VJ	Date:	

REVISIONS

	Description	Date
R1	Architectural Revision	29.07.2025

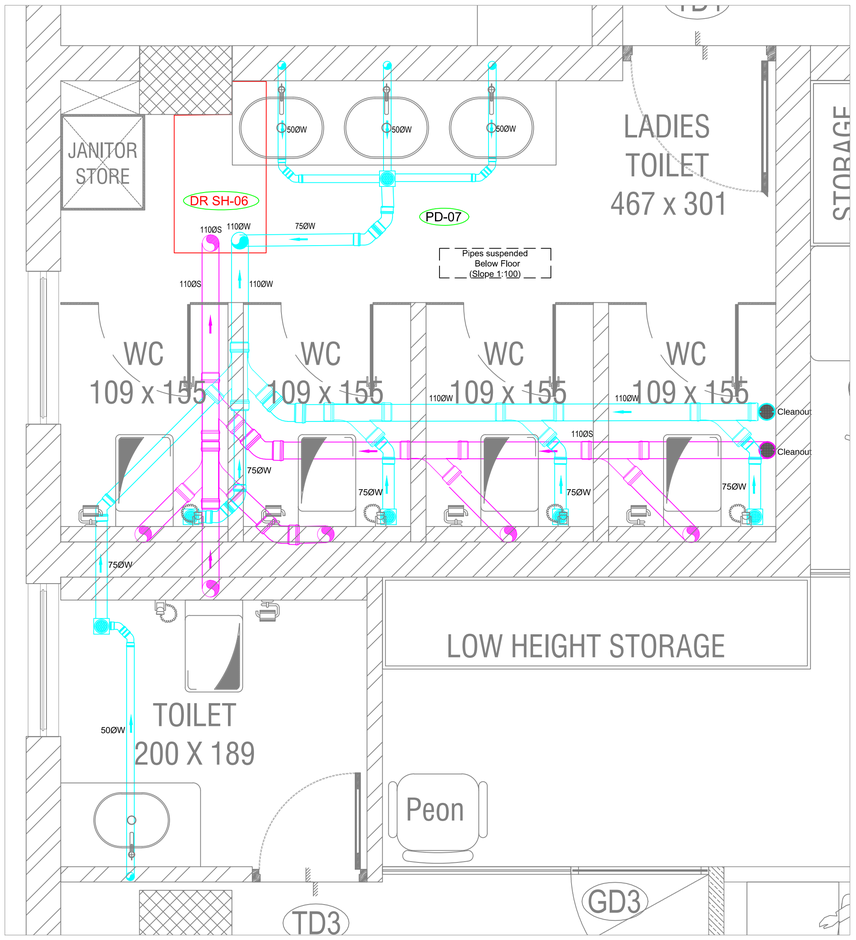

PLUMBING PD-07(Sixth Floor)

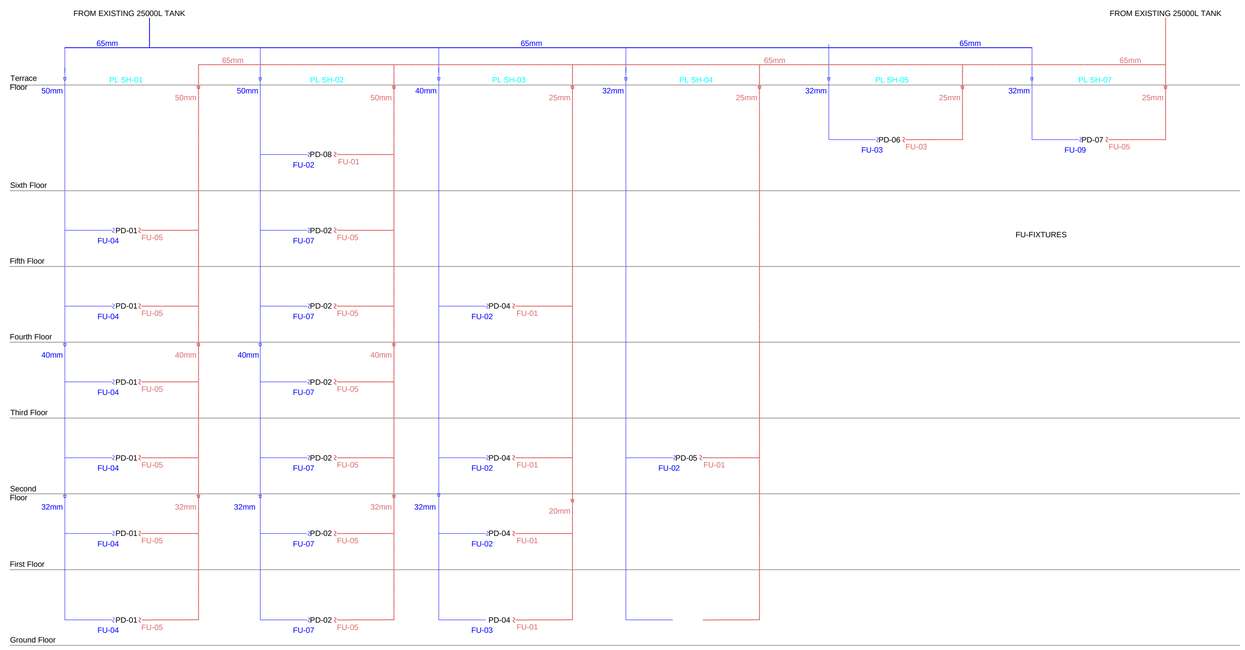

PLUMBING SCHEMATIC

LEGEND		LEGEND			SYMBOLS	SYMBOLS		SYMBOLS	
1	Wash Basin	7	Bib cock	13	Stop Cock		ANGLE VALVE		FLOOR TRAP
2	Pillar Cock	8	Spout	14	Geyser		HEALTH FAUCET		STOP COCK
3	Angle valve	9	Mixer	15	Flushing Cistern		SINK COCK	WP	WATER PURIFIER
4	E.W.C (Floor mounted)	10	Shower	16	Washing Machine		PILLAR COCK		
5	E.W.C (Wall mounted)	11	SS Gratings	17	Single Lever Diverter		BALL VALVE		
6	Health faucet holder	12	Floor drain	18	Stainless Steel Sink		BIB COCK		

LEGEND

S	Soil pipe	( )
W	Waste pipe	( )
AS	Anti Syphonic pipe	( )
DW	Domestic Water Supply pipe	( )
RAW	Raw Water Supply pipe	( )

NOTES :

AFFL : Above Finished Floor Level
SH : Shaft
AGL : Above Ground Level

1. Water Supply Pipes;
   All Pipe Dimensions Mentioned are Inside Diameter (ID)
2. Drainage Pipes;
   All Pipe Dimensions Mentioned are Outside Diameter (OD)
3. Position & levels of sanitary&CP fixtures mentioned are indicative only and are to be Co-ordinated with Tile modules
4. All Dimensions are in cm

PROJECT

COPA

ARCHITECTS

M/S BLUE BOX ARCHITECTS

BUILDING SERVICES (MEP) CONSULTANT

AEM
Ayner Engineers & MEP Consultants

KAKKANAD COCHIN 682037
projects@ayner.in
+91-9745325633/+91-9539650504
www.ayner.in

TITLE

INTERNAL PLUMBING

TYPE

PLUMBING

DRAWING NUMBER

458-AYNER-PL-03

Scale:		Sheet Size	A2
App'd By:	JERIN	Date:	01.07.2025
Drawn By:	VJ	Date:	

REVISIONS

	Description	Date
R1	Architectural Revision	29.07.2025

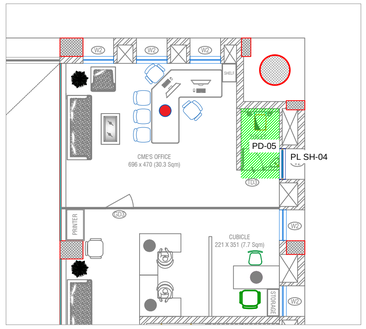

KEY PLAN THIRD FLOOR

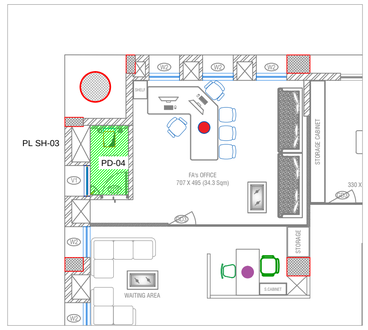

KEY PLAN FIRST FLOOR

KEY PLAN GF

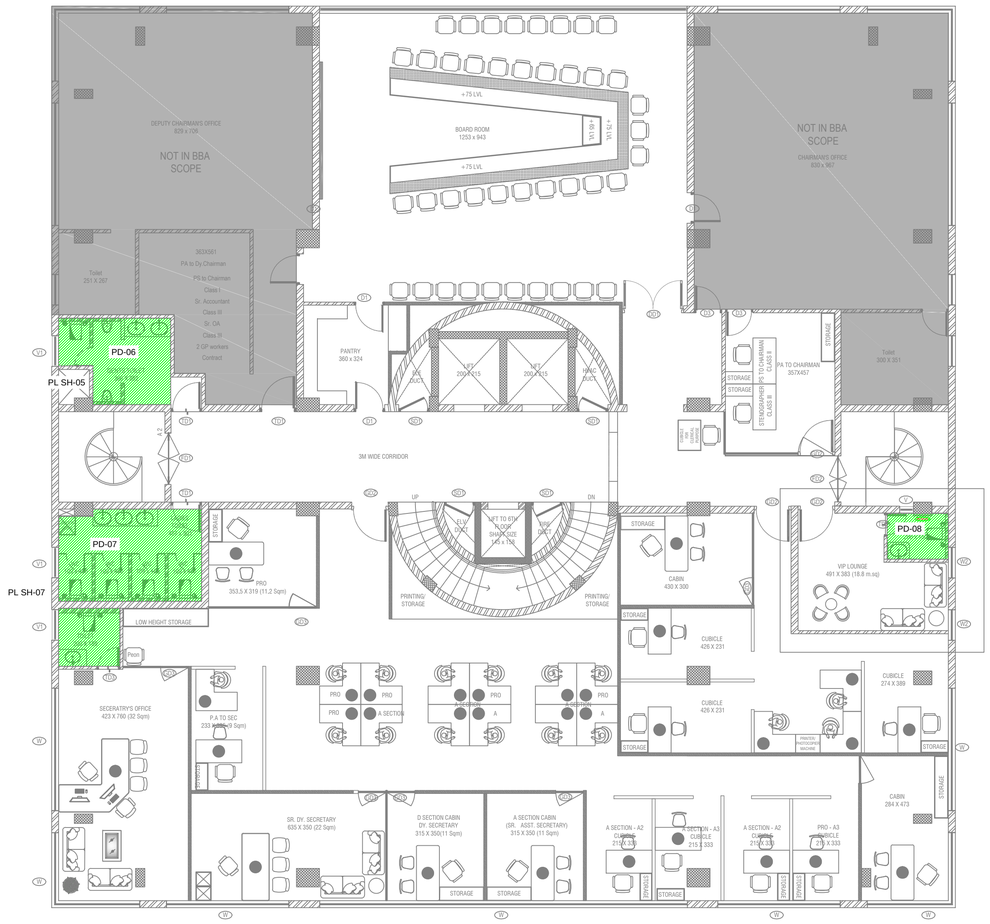

KEY PLAN SIXTH FLOOR

LEGEND		LEGEND			SYMBOLS	SYMBOLS		SYMBOLS	
1	Wash Basin	7	Bib cock	13	Stop Cock		ANGLE VALVE		FLOOR TRAP
2	Pillar Cock	8	Spout	14	Geyser		HEALTH FAUCET		STOP COCK
3	Angle valve	9	Mixer	15	Flushing Cistern		SINK COCK	W P	WATER PURIFIER
4	E.W.C (Floor mounted)	10	Shower	16	Washing Machine		PILLAR COCK		
5	E.W.C (Wall mounted)	11	SS Gratings	17	Single Lever Diverter		BALL VALVE		
6	Health faucet holder	12	Floor drain	18	Stainless Steel Sink		BIB COCK		

LEGEND

S Soil pipe ( )
W Waste pipe ( )
AS Anti Syphonic pipe ( )
DW Domestic Water Supply pipe ( )
RAW Raw Water Supply pipe ( )

NOTES :

AFFL : Above Finished Floor Level
SH : Shaft
AGL : Above Ground Level

1. Water Supply Pipes;
   All Pipe Dimensions Mentioned are Inside Diameter (ID)
2. Drainage Pipes;
   All Pipe Dimensions Mentioned are Outside Diameter (OD)
3. Position & levels of sanitary&CP fixtures mentioned are indicative only and are to be Co-ordinated with Tile modules
4. All Dimensions are in cm

PROJECT

COPA

ARCHITECTS

M/S BLUE BOX ARCHITECTS

BUILDING SERVICES (MEP) CONSULTANT

AEM
Ayner Engineers & MEP Consultants

KAKKANAD COCHIN 682037
projects@ayner.in
+91-9745325633/+91-9539650504
www.ayner.in

TITLE

INTERNAL PLUMBING

TYPE

PLUMBING

DRAWING NUMBER

458-AYNER-PL-03

Scale:		Sheet Size	A2
App'd By:	JERIN	Date:	01.07.2025
Drawn By:	VJ	Date:	

REVISIONS

	Description	Date
R1	Architectural Revision	29.07.2025

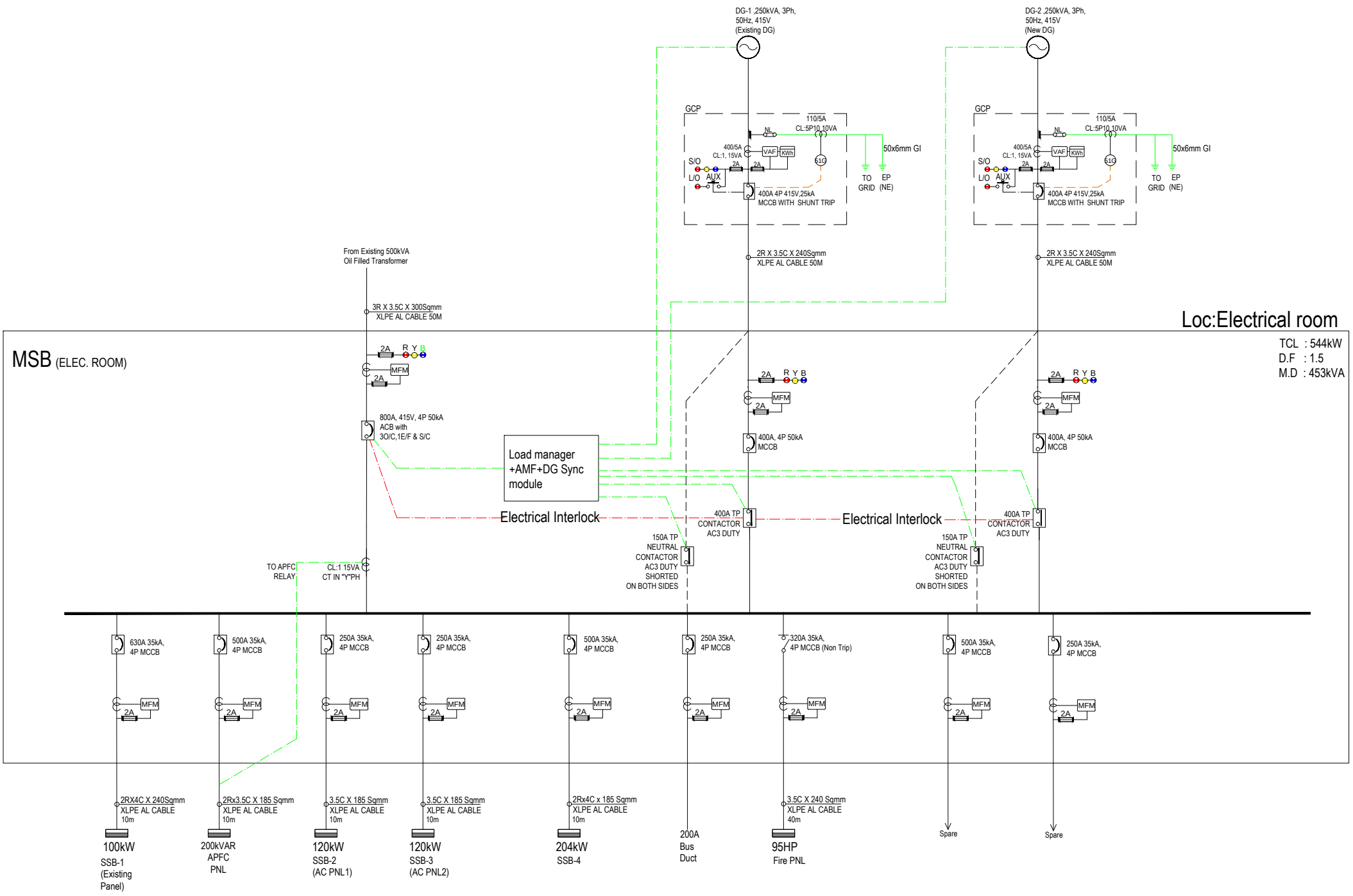

CLIENT	PROJECT			ELECTRICAL SCHEMATIC					ARCHITECT
COCHIN PORT AUTHORITY	COCHIN PORT AUTHORITY-INTERIOR								M/S. BLUEBOX ARCHITECTS
	ISSUED TO			TYPE					
		Name	Date	ELECTRICAL					CONSULTANT
				DRAWING NUMBER					Ayner Engineers & MEP Consultants KAKKANAD COCHIN 682037 projects@ayner.in +91-9745325633/+91-9539650504 www.ayner.in
PROJECT NO. -/2025				AYN	EL	LAYOUT	01	R0	
DATE :	REVISIONS			Scale :	NTS	Sheet Size:	A2		
SCALE :		Description	Date	Dwn By :	Er. STK	Date :	16.08.25		
DIMS : CMS				Ch'd By :	Er.Jithu	Date :	16.08.25		
				Ap'd By :	Er.Jerin	Date :	16.08.25		

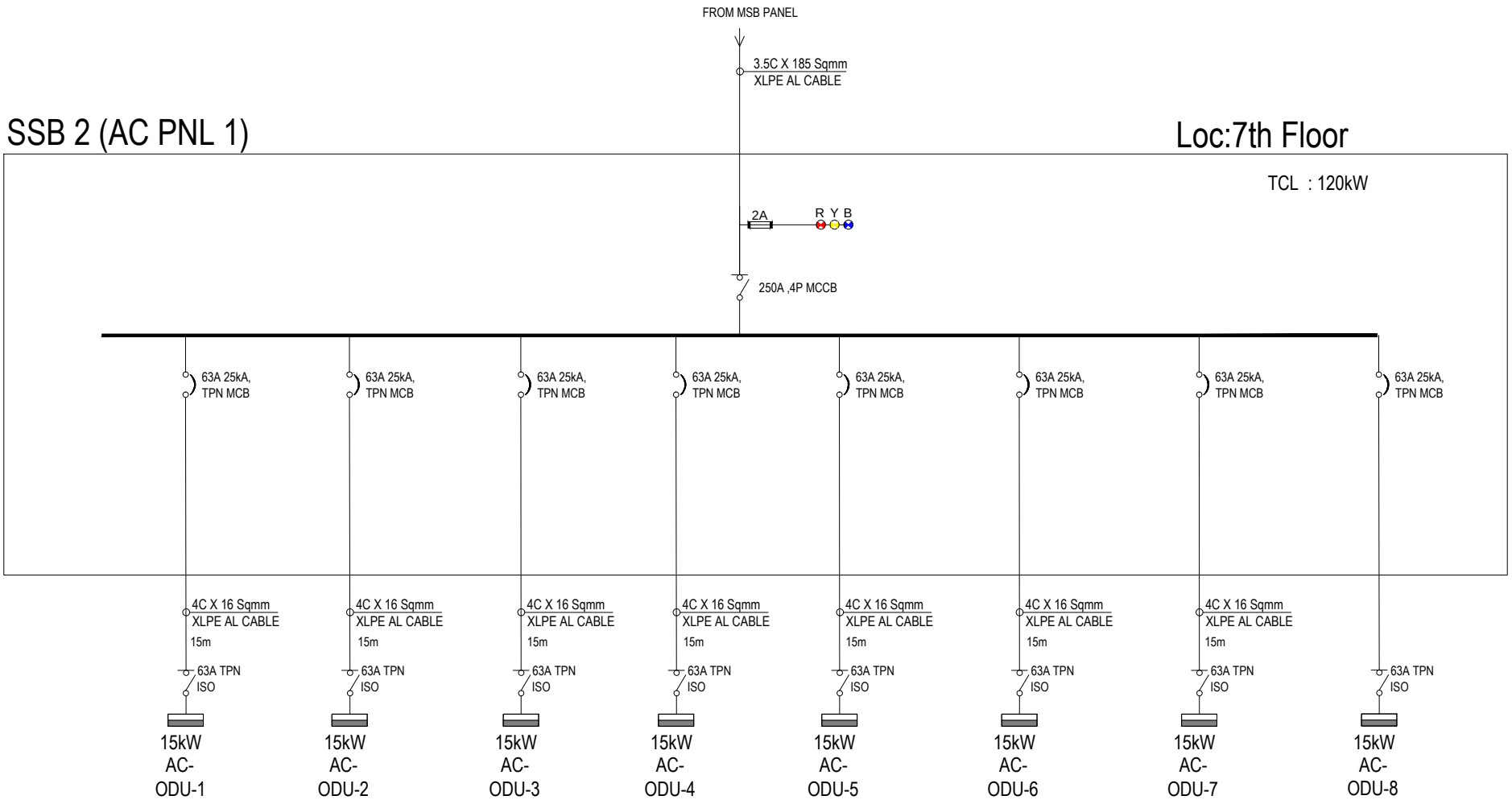

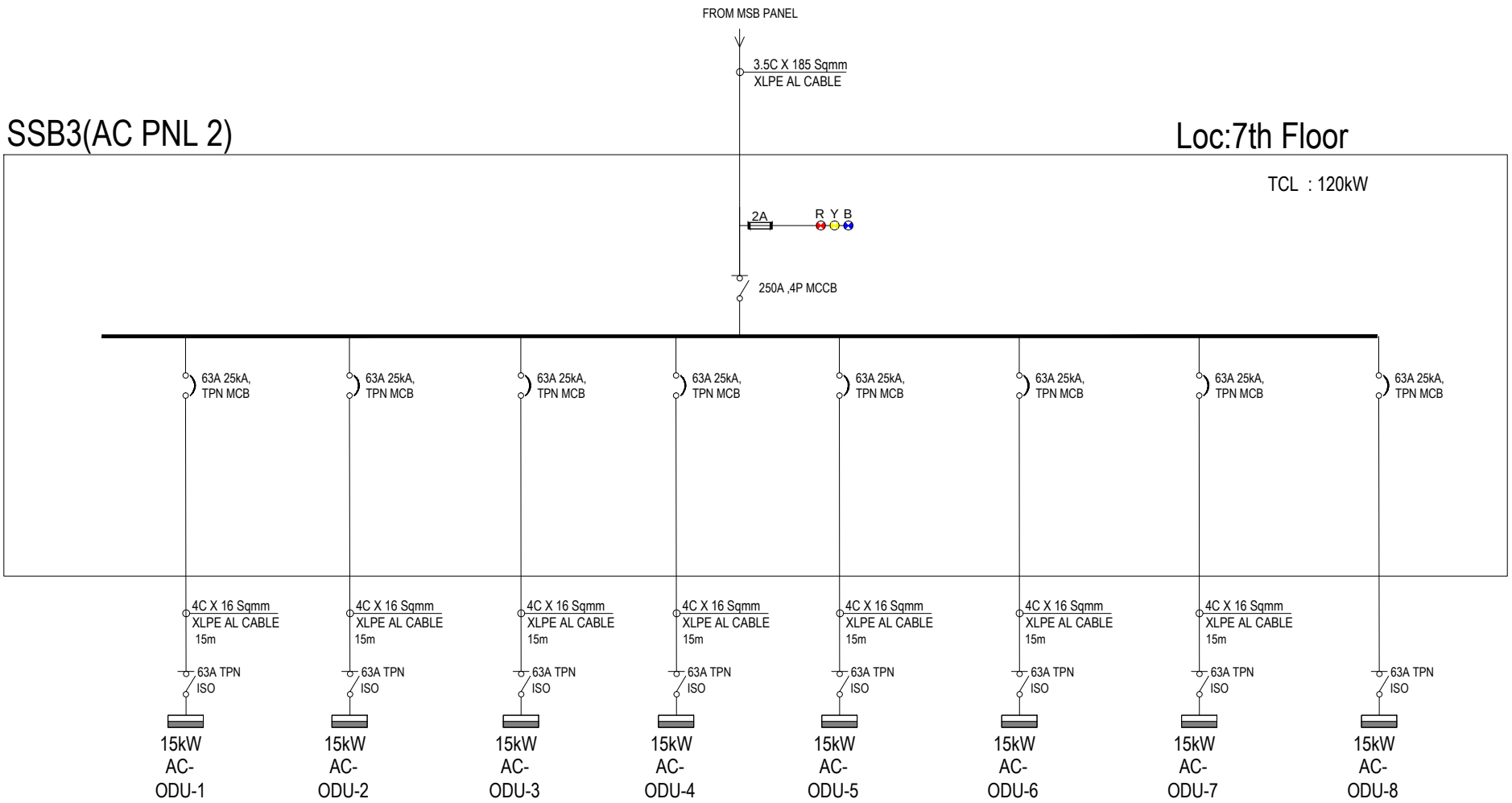

CLIENT	PROJECT			ELECTRICAL SCHEMATIC					ARCHITECT
COCHIN PORT AUTHORITY	COCHIN PORT AUTHORITY-INTERIOR								M/S. BLUEBOX ARCHITECTS
	ISSUED TO			TYPE					
		Name	Date	ELECTRICAL					CONSULTANT
				DRAWING NUMBER					Ayner Engineers & MEP Consultants
PROJECT NO. -/2025				AYN	EL	LAYOUT	02	R0	
DATE :	REVISIONS			Scale :	NTS	Sheet Size:	A2		KAKKANAD COCHIN 682037
SCALE :		Description	Date	Dwn By :	Er. STK	Date :	16.08.25		projects@ayner.in
DIMS : CMS				Ch'd By :	Er.Jithu	Date :	16.08.25		+91-9745325633/+91-9539650504
				Ap'd By :	Er.Jerin	Date :	16.08.25		www.ayner.in

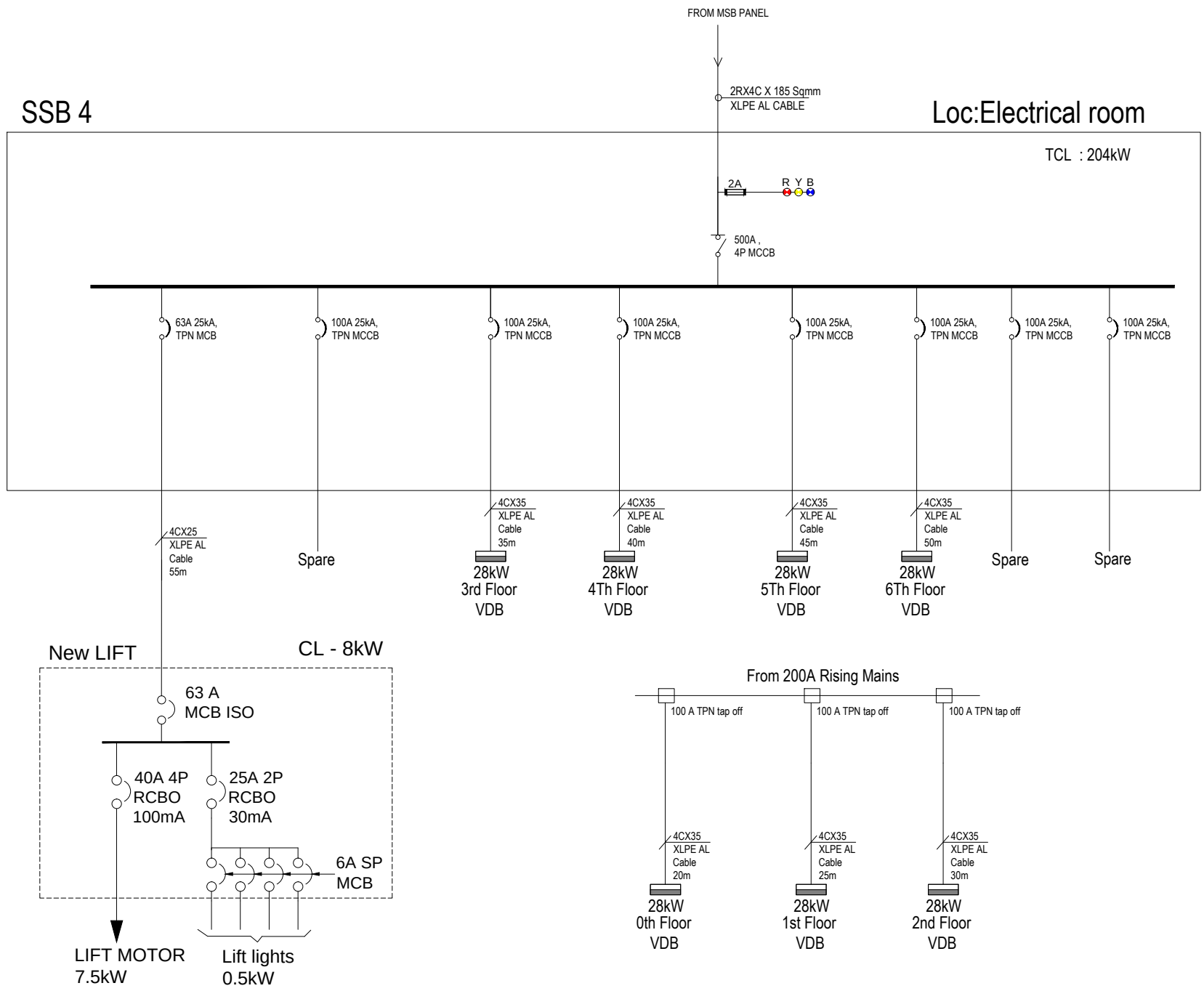

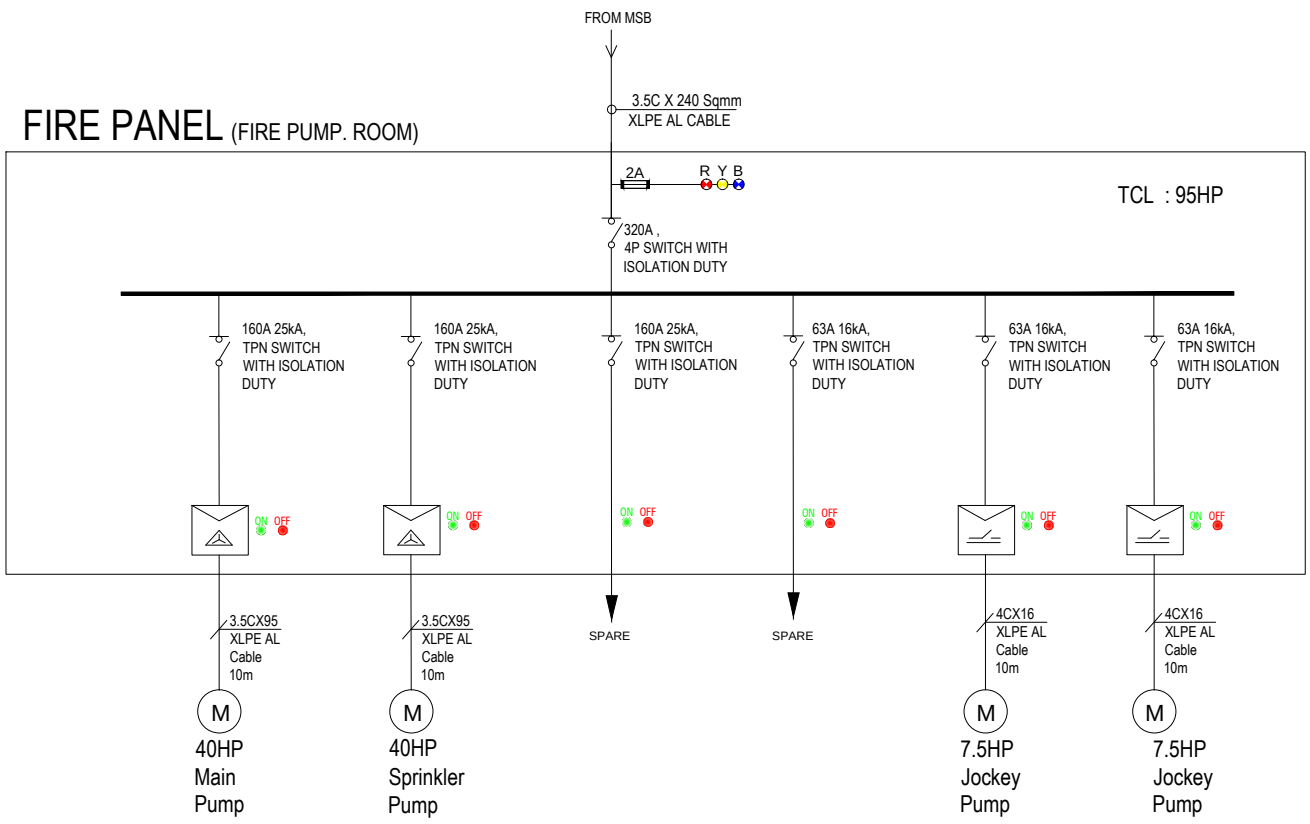

CLIENT	PROJECT			ELECTRICAL SCHEMATIC				ARCHITECT
COCHIN PORT AUTHORITY	COCHIN PORT AUTHORITY-INTERIOR							M/S. BLUEBOX ARCHITECTS
	ISSUED TO			TYPE				
		Name	Date	ELECTRICAL				CONSULTANT
				DRAWING NUMBER				
PROJECT NO. -/2025				AYN	EL	LAYOUT	03 R0	Ayner Engineers & MEP Consultants
DATE :	REVISIONS			Scale :	NTS	Sheet Size:	A2	KAKKANAD COCHIN 682037
SCALE :		Description	Date	Dwn By :	Er. STK	Date :	16.08.25	projects@ayner.in
DIMS : CMS				Ch'd By :	Er.Jithu	Date :	16.08.25	+91-9745325633/+91-9539650504
				Ap'd By :	Er.Jerin	Date :	16.08.25	www.ayner.in

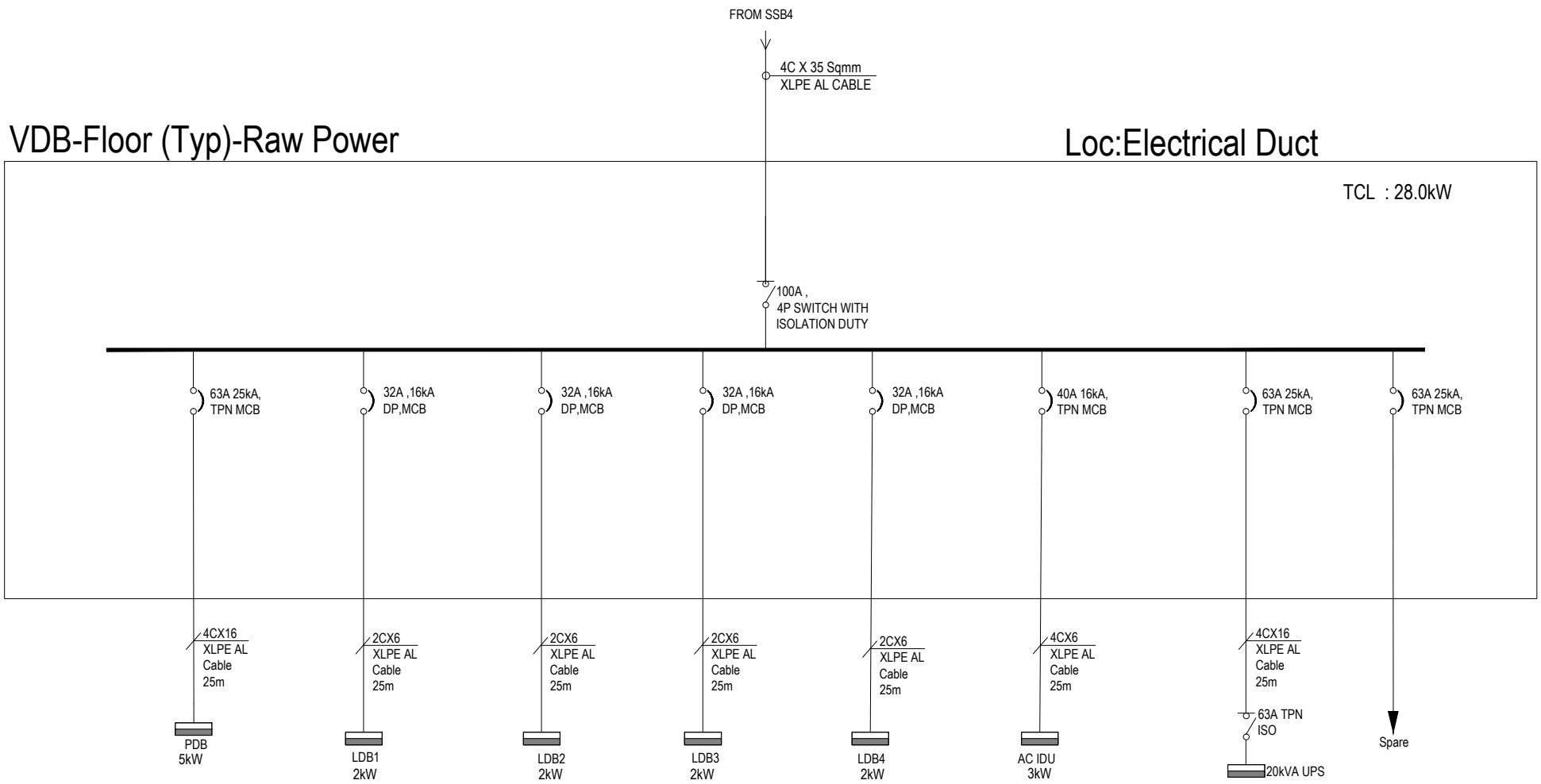

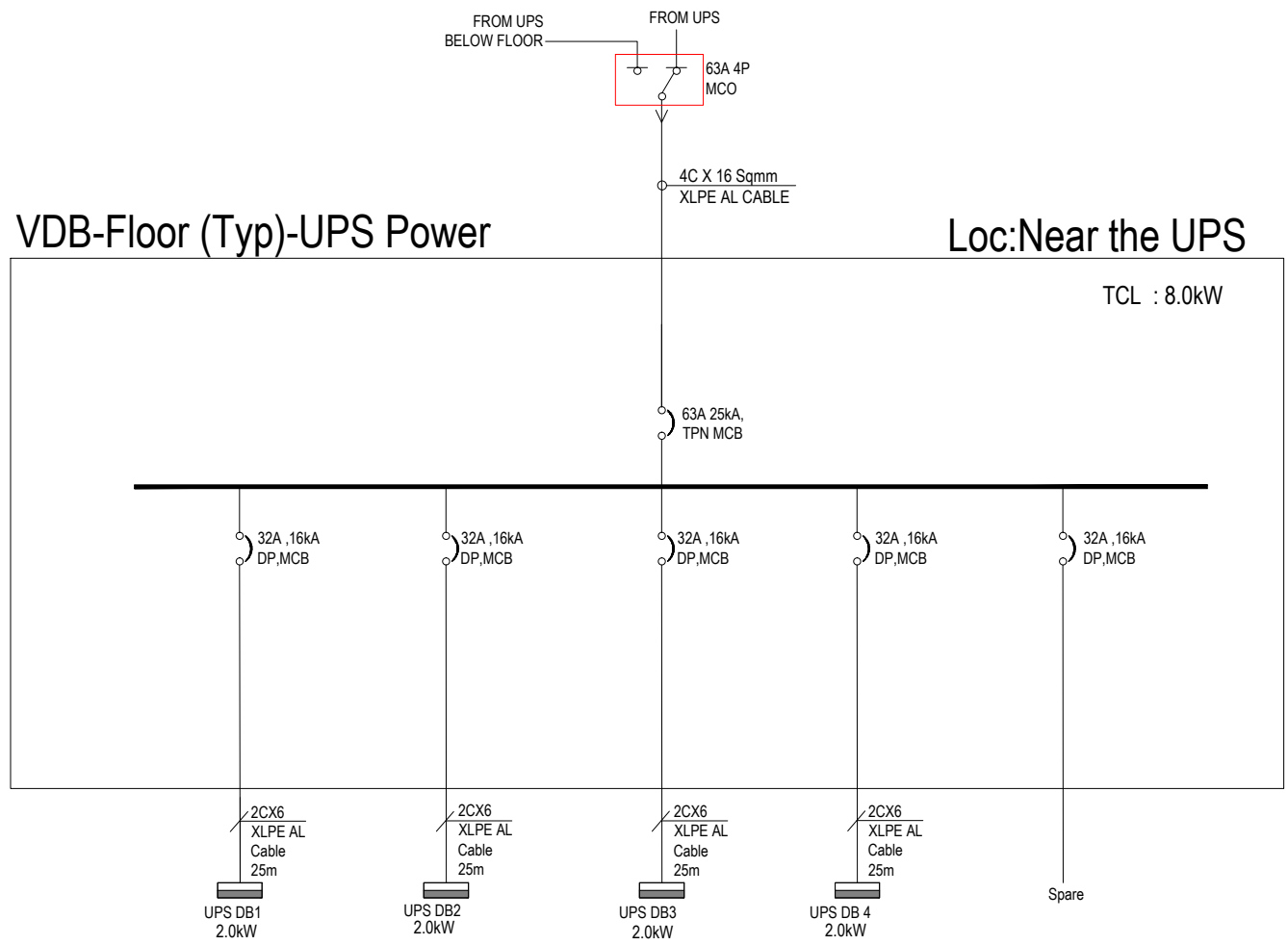

CLIENT	PROJECT			ELECTRICAL SCHEMATIC					ARCHITECT
COCHIN PORT AUTHORITY	COCHIN PORT AUTHORITY-INTERIOR								M/S. BLUEBOX ARCHITECTS
	ISSUED TO			TYPE					
		Name	Date	ELECTRICAL					CONSULTANT
				DRAWING NUMBER					Ayner Engineers & MEP Consultants KAKKANAD COCHIN 682037 projects@ayner.in +91-9745325633/+91-9539650504 www.ayner.in
PROJECT NO. -/2025				AYN	EL	LAYOUT	04	R0	
DATE :	REVISIONS			Scale :	NTS	Sheet Size:	A2		
SCALE :		Description	Date	Dwn By :	Er. STK	Date :	16.08.25		
DIMS : CMS				Ch'd By :	Er.Jithu	Date :	16.08.25		
				Ap'd By :	Er.Jerin	Date :	16.08.25		

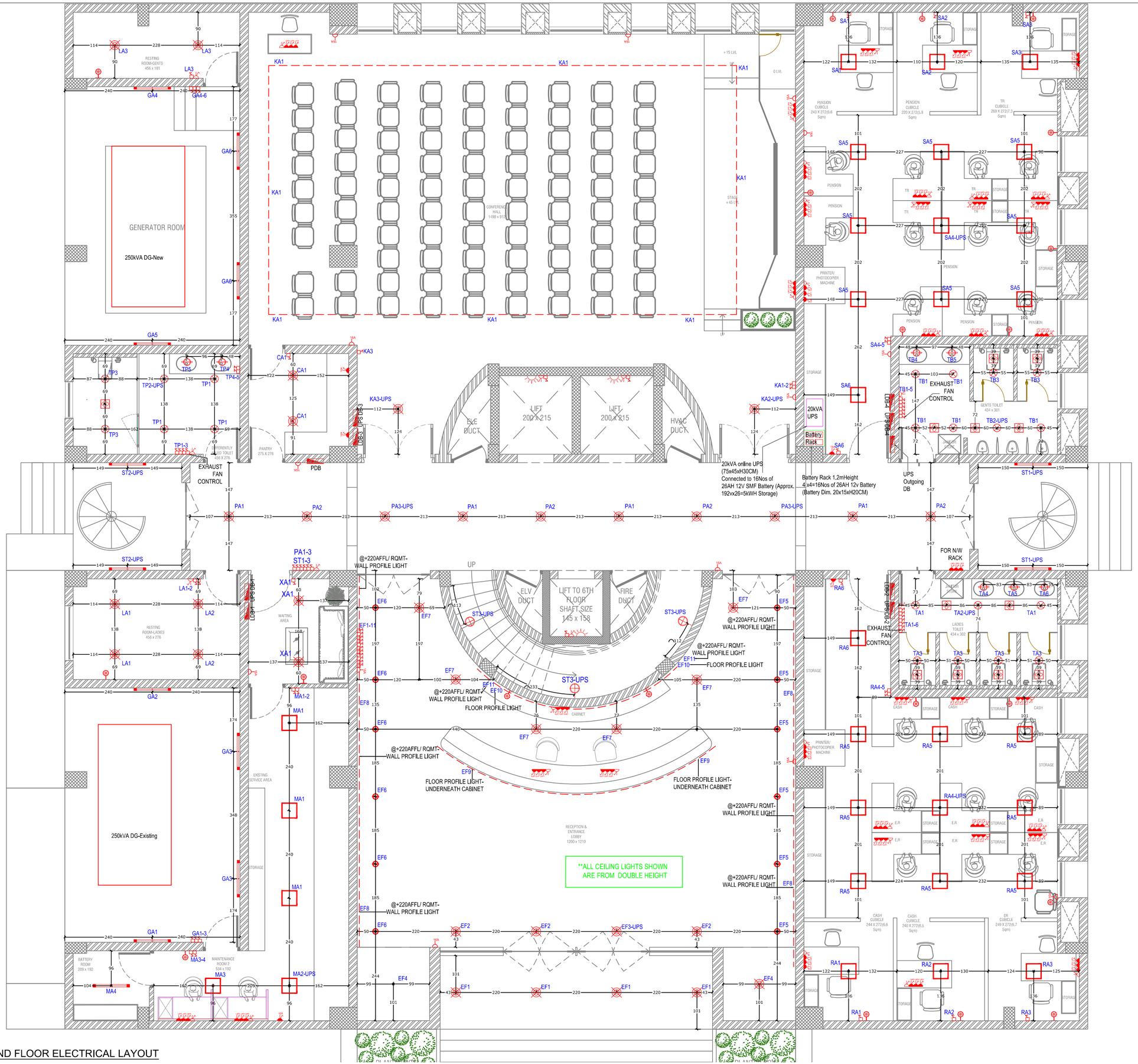

GROUND FLOOR ELECTRICAL LAYOUT

CLIENT:

COCHIN PORT AUTHORITY

PROJECT NO: 458/2025
DATE :
SCALE :
DIMS : CMS

PROJECT:

COCHIN PORT AUTHORITY INTERIOR

ARCHITECT:

M/S. BLUEBOX ARCHITECTS

ISSUED TO		
	Name	Date

REVISIONS		
	Description	Date

TYPE:

ELECTRICAL

ELECTRICAL LAYOUT:

GROUND FLOOR

DRAWING NUMBER				
AYN	EL	LAYOUT	01	R3
Scale :	NTS	Sheet Size:	A2	
Dwn By :	Er. STK	Date :	04.08.25	
Ch'd By :	Er.Jithu	Date :	04.08.25	
Ap'd By :	Er.Jerin	Date :	04.08.25	

LEGEND–GENERAL–LIGHTING AND POWER		
ITEM	PARTICULAR	LEVEL
	6A SWITCHED SOCKET–UPS	+135 CM/RQMT
	6A SWITCHED SOCKET OUTLET	+135 CM/RQMT
	16A SWITCHED SOCKET OUTLET	+135 CM/RQMT
	16A SWITCHED SOCKET OUTLET	+30 CM/RQMT
	HANGING LIGHT	CEILING
	PANEL LIGHT/24W	CEILING
	CEILING LIGHT POINT/3W	CEILING
	CEILING LIGHT POINT/5W	CEILING
	SPOT LIGHT WITH DIRECTION	CEILING
	CEILING LIGHT POINT/15W	CEILING
	WALL LAMP POINT	+240 CM
	MIRROR LAMP POINT	+220 CM/RQMT
	WALL WASHER LIGHT	+240 CM/RQMT
	TUBE LIGHT–25W	CEILING/RQMT
	BULK HEAD POINT/10W	+240 CM
	PROFILE LIGHT	CEILING/RQMT
	WALL FAN POINT	+220 CM/RQMT
	CEILING EXHAUST	CEILING
	DISTRIBUTION BOARD	+150 CM
	6A ONE–WAY SWITCH	+135 CM
	BELL PUSH	+135 CM
	CALL BELL SPEAKER	+240 CM
	GREEN/RED LIGHT INDICATOR	+240 CM
	GREEN/RED LIGHT SWITCH	+135CM/RQMT

MEP CONSULTANT:

Ayner Engineers & MEP Consultants
KAKKANAD COCHIN 682037
projects@ayner.in
+91-9745325633/+91-9539650504
www.ayner.in

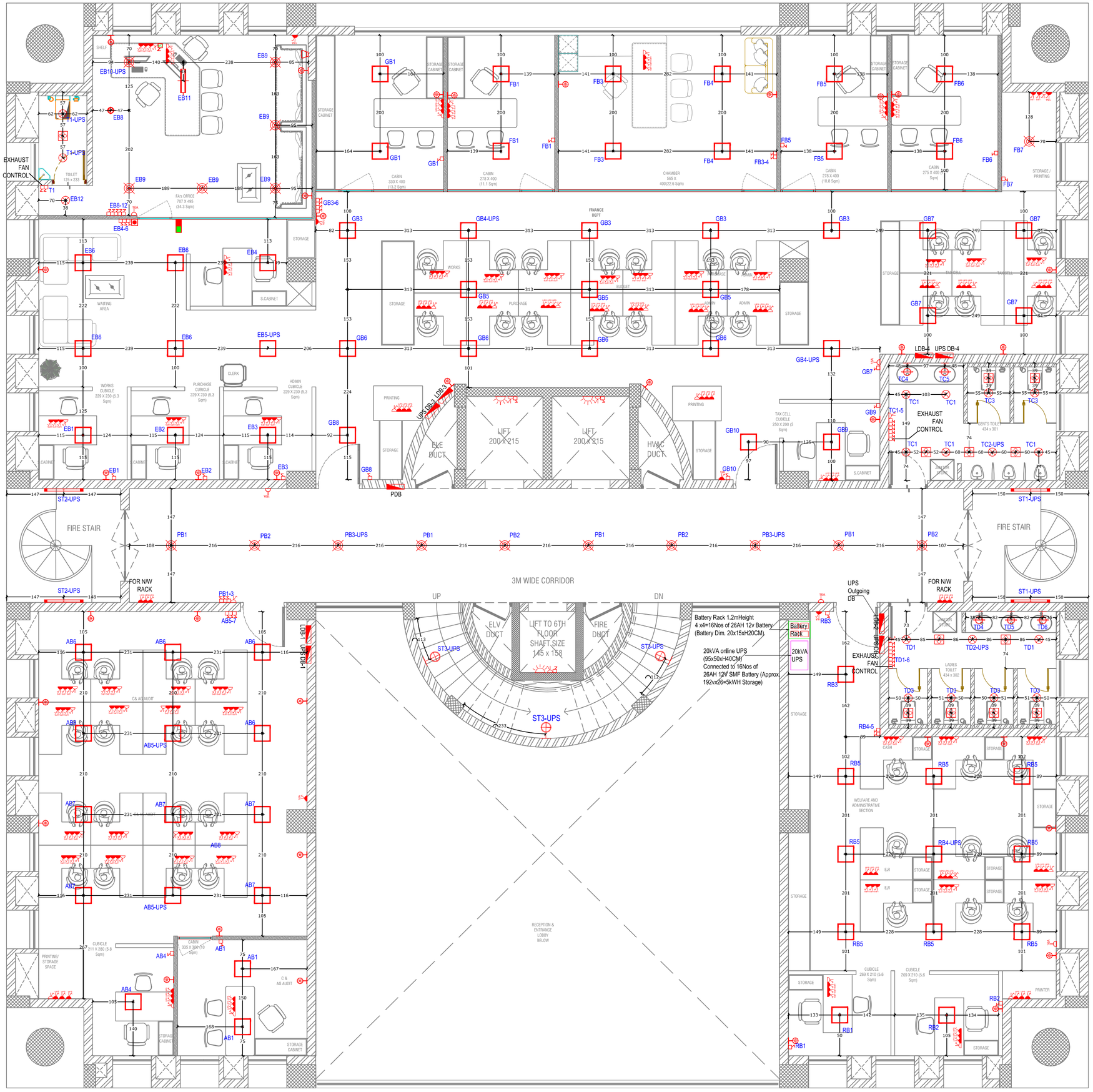

FIRST FLOOR ELECTRICAL LAYOUT

CLIENT:

COCHIN PORT AUTHORITY

PROJECT NO: 458/2025

DATE :

SCALE :

DIMS : CMS

PROJECT:

COCHIN PORT AUTHORITY INTERIOR

ARCHITECT:

M/S. BLUEBOX ARCHITECTS

ISSUED TO		
	Name	Date

REVISIONS		
	Description	Date

TYPE:

ELECTRICAL

ELECTRICAL LAYOUT:

FIRST FLOOR

DRAWING NUMBER

AYN	EL	LAYOUT	02	R3
Scale :	NTS	Sheet Size:	A2	
Dwn By :	Er. STK	Date :	04.08.25	
Ch'd By :	Er.Jithu	Date :	04.08.25	
Ap'd By :	Er.Jerin	Date :	04.08.25	

LEGEND–GENERAL–LIGHTING AND POWER		
ITEM	PARTICULAR	LEVEL
	6A SWITCHED SOCKET–UPS	+135 CM/RQMT
	6A SWITCHED SOCKET OUTLET	+135 CM/RQMT
	16A SWITCHED SOCKET OUTLET	+135 CM/RQMT
	16A SWITCHED SOCKET OUTLET	+30 CM/RQMT
	HANGING LIGHT	CEILING
	PANEL LIGHT/24W	CEILING
	CEILING LIGHT POINT/3W	CEILING
	CEILING LIGHT POINT/5W	CEILING
	SPOT LIGHT WITH DIRECTION	CEILING
	CEILING LIGHT POINT/15W	CEILING
	WALL LAMP POINT	+240 CM
	MIRROR LAMP POINT	+220 CM/RQMT
	WALL WASHER LIGHT	+240 CM/RQMT
	TUBE LIGHT–25W	CEILING/RQMT
	BULK HEAD POINT/10W	+240 CM
	PROFILE LIGHT	CEILING/RQMT
	WALL FAN POINT	+220 CM/RQMT
	CEILING EXHAUST	CEILING
	DISTRIBUTION BOARD	+150 CM
	6A ONE–WAY SWITCH	+135 CM
	BELL PUSH	+135 CM
	CALL BELL SPEAKER	+240 CM
	GREEN/RED LIGHT INDICATOR	+240 CM
	GREEN/RED LIGHT SWITCH	+135CM/RQMT

MEP CONSULTANT:

Ayner Engineers & MEP Consultants
KAKKANAD COCHIN 682037
projects@ayner.in
+91-9745325633/+91-9539650504
www.ayner.in

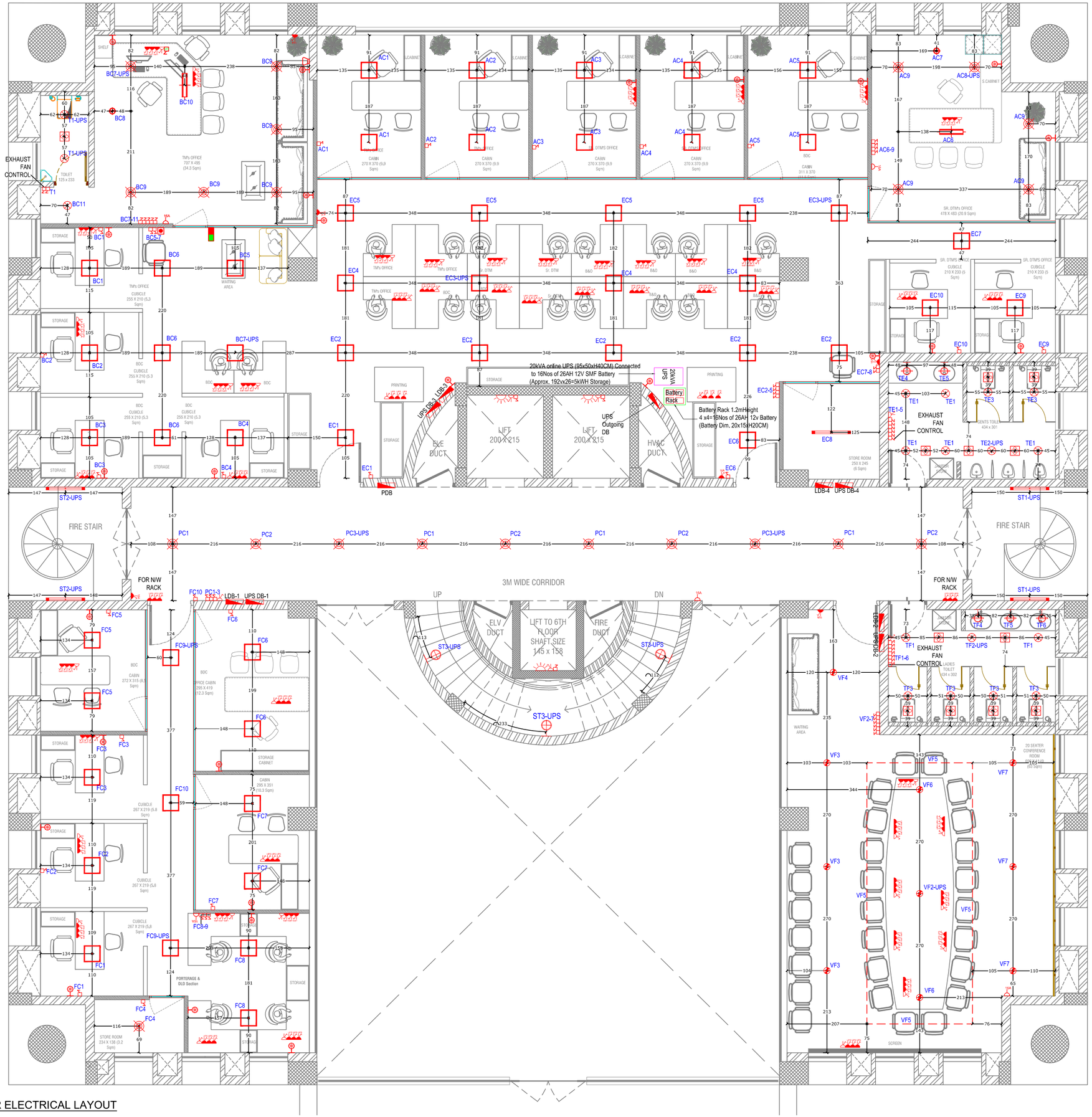

SECOND FLOOR ELECTRICAL LAYOUT

CLIENT:

COCHIN PORT AUTHORITY

PROJECT NO: 458/2025

DATE :

SCALE :

DIMS : CMS

PROJECT:

COCHIN PORT AUTHORITY INTERIOR

ARCHITECT:

M/S. BLUEBOX ARCHITECTS

ISSUED TO		
	Name	Date

REVISIONS		
	Description	Date

TYPE:

ELECTRICAL

ELECTRICAL LAYOUT:

SECOND FLOOR

DRAWING NUMBER

AYN	EL	LAYOUT	03	R3
Scale :	NTS	Sheet Size:	A2	
Dwn By :	Er. STK	Date :	04.08.25	
Ch'd By :	Er.Jithu	Date :	04.08.25	
Ap'd By :	Er.Jerin	Date :	04.08.25	

LEGEND–GENERAL–LIGHTING AND POWER		
ITEM	PARTICULAR	LEVEL
	6A SWITCHED SOCKET–UPS	+135 CM/RQMT
	6A SWITCHED SOCKET OUTLET	+135 CM/RQMT
	16A SWITCHED SOCKET OUTLET	+135 CM/RQMT
	16A SWITCHED SOCKET OUTLET	+30 CM/RQMT
	HANGING LIGHT	CEILING
	PANEL LIGHT/24W	CEILING
	CEILING LIGHT POINT/3W	CEILING
	CEILING LIGHT POINT/5W	CEILING
	SPOT LIGHT WITH DIRECTION	CEILING
	CEILING LIGHT POINT/15W	CEILING
	WALL LAMP POINT	+240 CM
	MIRROR LAMP POINT	+220 CM/RQMT
	WALL WASHER LIGHT	+240 CM/RQMT
	TUBE LIGHT–25W	CEILING/RQMT
	BULK HEAD POINT/10W	+240 CM
	PROFILE LIGHT	CEILING/RQMT
	WALL FAN POINT	+220 CM/RQMT
	CEILING EXHAUST	CEILING
	DISTRIBUTION BOARD	+150 CM
	6A ONE–WAY SWITCH	+135 CM
	BELL PUSH	+135 CM
	CALL BELL SPEAKER	+240 CM
	GREEN/RED LIGHT INDICATOR	+240 CM
	GREEN/RED LIGHT SWITCH	+135CM/RQMT

MEP CONSULTANT:

Ayner Engineers & MEP Consultants
KAKKANAD COCHIN 682037
projects@ayner.in
+91-9745325633/+91-9539650504
www.ayner.in

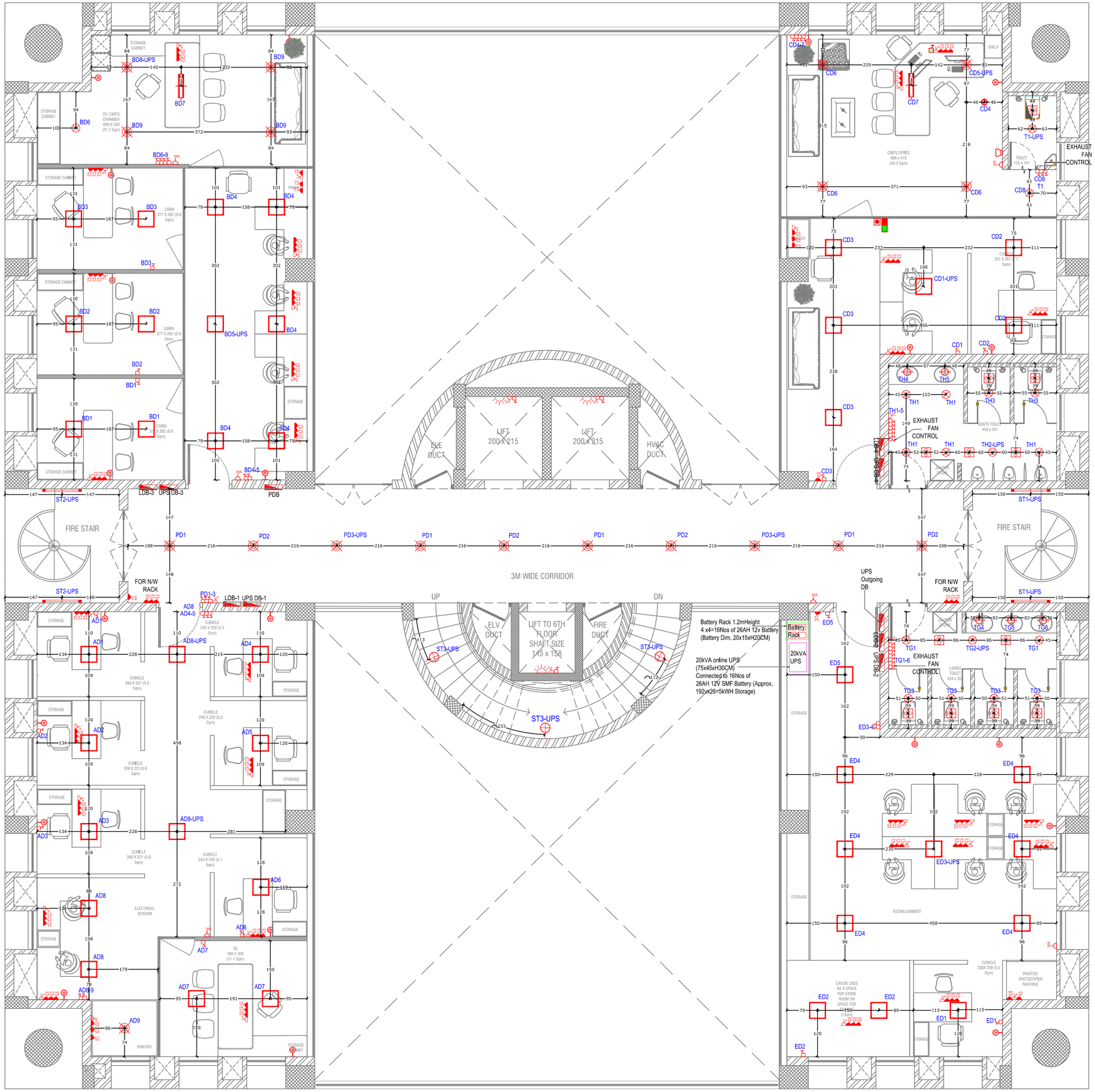

THIRD FLOOR ELECTRICAL LAYOUT

CLIENT:

COCHIN PORT AUTHORITY

PROJECT NO: 458/2025

DATE :

SCALE :

DIMS : CMS

PROJECT:

COCHIN PORT AUTHORITY INTERIOR

ARCHITECT:

M/S. BLUEBOX ARCHITECTS

ISSUED TO		
	Name	Date

REVISIONS		
	Description	Date

TYPE:

ELECTRICAL

ELECTRICAL LAYOUT:

THIRD FLOOR

DRAWING NUMBER

AYN	EL	LAYOUT	04	R3
Scale :	NTS	Sheet Size:	A2	
Dwn By :	Er. STK	Date :	04.08.25	
Ch'd By :	Er.Jithu	Date :	04.08.25	
Ap'd By :	Er.Jerin	Date :	04.08.25	

LEGEND–GENERAL–LIGHTING AND POWER

ITEM	PARTICULAR	LEVEL
	6A SWITCHED SOCKET–UPS	+135 CM/RQMT
	6A SWITCHED SOCKET OUTLET	+135 CM/RQMT
	16A SWITCHED SOCKET OUTLET	+135 CM/RQMT
	16A SWITCHED SOCKET OUTLET	+30 CM/RQMT
	HANGING LIGHT	CEILING
	PANEL LIGHT/24W	CEILING
	CEILING LIGHT POINT/3W	CEILING
	CEILING LIGHT POINT/5W	CEILING
	SPOT LIGHT WITH DIRECTION	CEILING
	CEILING LIGHT POINT/15W	CEILING
	WALL LAMP POINT	+240 CM
	MIRROR LAMP POINT	+220 CM/RQMT
	WALL WASHER LIGHT	+240 CM/RQMT
	TUBE LIGHT–25W	CEILING/RQMT
	BULK HEAD POINT/10W	+240 CM
	PROFILE LIGHT	CEILING/RQMT
	WALL FAN POINT	+220 CM/RQMT
	CEILING EXHAUST	CEILING
	DISTRIBUTION BOARD	+150 CM
	6A ONE–WAY SWITCH	+135 CM
	BELL PUSH	+135 CM
	CALL BELL SPEAKER	+240 CM
	GREEN/RED LIGHT INDICATOR	+240 CM
	GREEN/RED LIGHT SWITCH	+135CM/RQMT

MEP CONSULTANT:

Ayner Engineers & MEP Consultants
KAKKANAD COCHIN 682037
projects@ayner.in
+91-9745325633/+91-9539650504
www.ayner.in

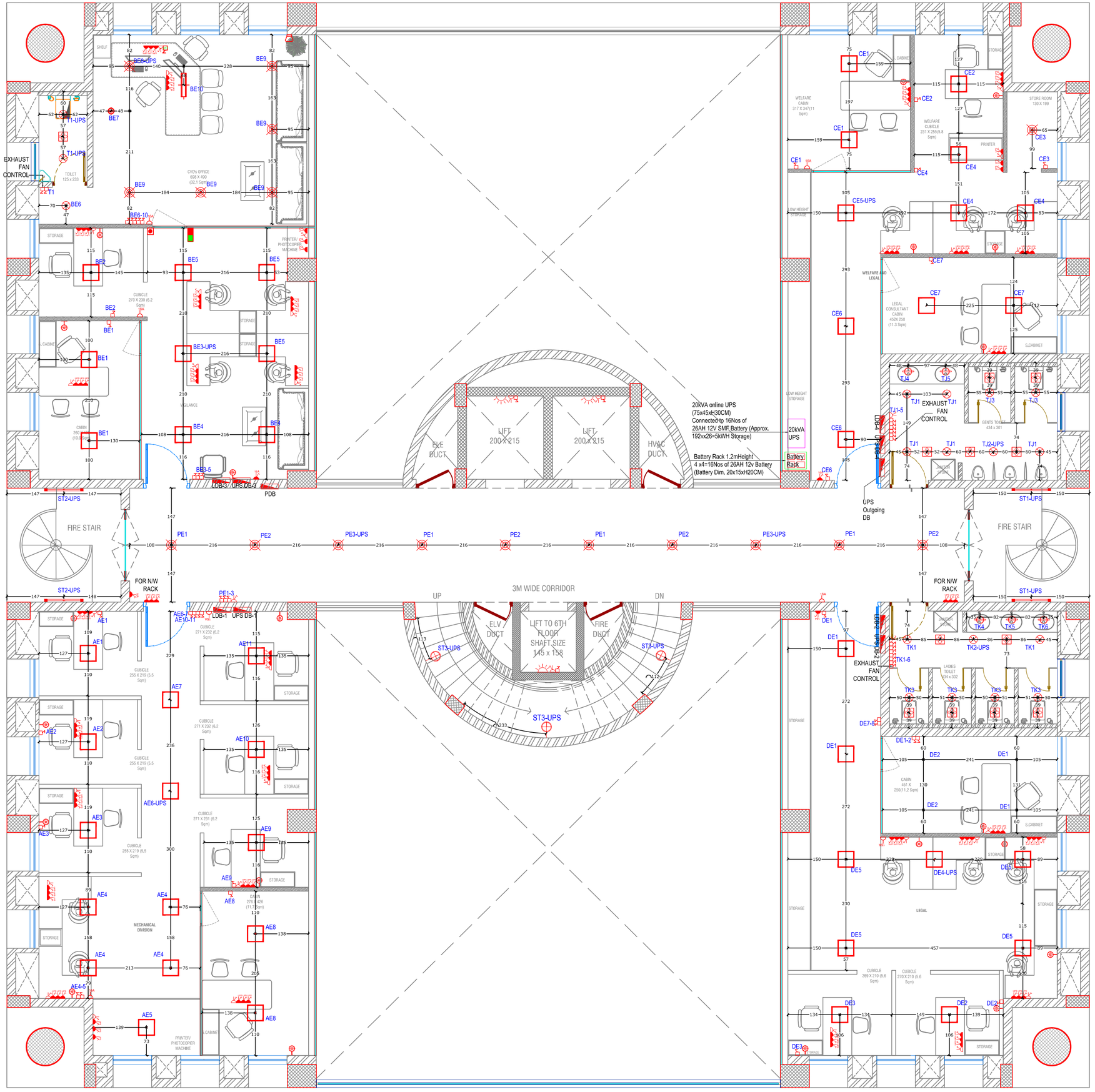

FOURTH FLOOR ELECTRICAL LAYOUT

CLIENT:

COCHIN PORT AUTHORITY

PROJECT NO: 458/2025

DATE :

SCALE :

DIMS : CMS

PROJECT:

COCHIN PORT AUTHORITY INTERIOR

ARCHITECT:

M/S. BLUEBOX ARCHITECTS

ISSUED TO		
	Name	Date

REVISIONS		
	Description	Date

TYPE:

ELECTRICAL

ELECTRICAL LAYOUT:

FOURTH FLOOR

DRAWING NUMBER

AYN	EL	LAYOUT	05	R3
Scale :	NTS	Sheet Size:	A2	
Dwn By :	Er. STK	Date :	04.08.25	
Ch'd By :	Er.Jithu	Date :	04.08.25	
Ap'd By :	Er.Jerin	Date :	04.08.25	

LEGEND–GENERAL–LIGHTING AND POWER		
ITEM	PARTICULAR	LEVEL
	6A SWITCHED SOCKET–UPS	+135 CM/RQMT
	6A SWITCHED SOCKET OUTLET	+135 CM/RQMT
	16A SWITCHED SOCKET OUTLET	+135 CM/RQMT
	16A SWITCHED SOCKET OUTLET	+30 CM/RQMT
	HANGING LIGHT	CEILING
	PANEL LIGHT/24W	CEILING
	CEILING LIGHT POINT/3W	CEILING
	CEILING LIGHT POINT/5W	CEILING
	SPOT LIGHT WITH DIRECTION	CEILING
	CEILING LIGHT POINT/15W	CEILING
	WALL LAMP POINT	+240 CM
	MIRROR LAMP POINT	+220 CM/RQMT
	WALL WASHER LIGHT	+240 CM/RQMT
	TUBE LIGHT–25W	CEILING/RQMT
	BULK HEAD POINT/10W	+240 CM
	PROFILE LIGHT	CEILING/RQMT
	WALL FAN POINT	+220 CM/RQMT
	CEILING EXHAUST	CEILING
	DISTRIBUTION BOARD	+150 CM
	6A ONE–WAY SWITCH	+135 CM
	BELL PUSH	+135 CM
	CALL BELL SPEAKER	+240 CM
	GREEN/RED LIGHT INDICATOR	+240 CM
	GREEN/RED LIGHT SWITCH	+135CM/RQMT

MEP CONSULTANT:

Ayner Engineers & MEP Consultants
KAKKANAD COCHIN 682037
projects@ayner.in
+91-9745325633/+91-9539650504
www.ayner.in

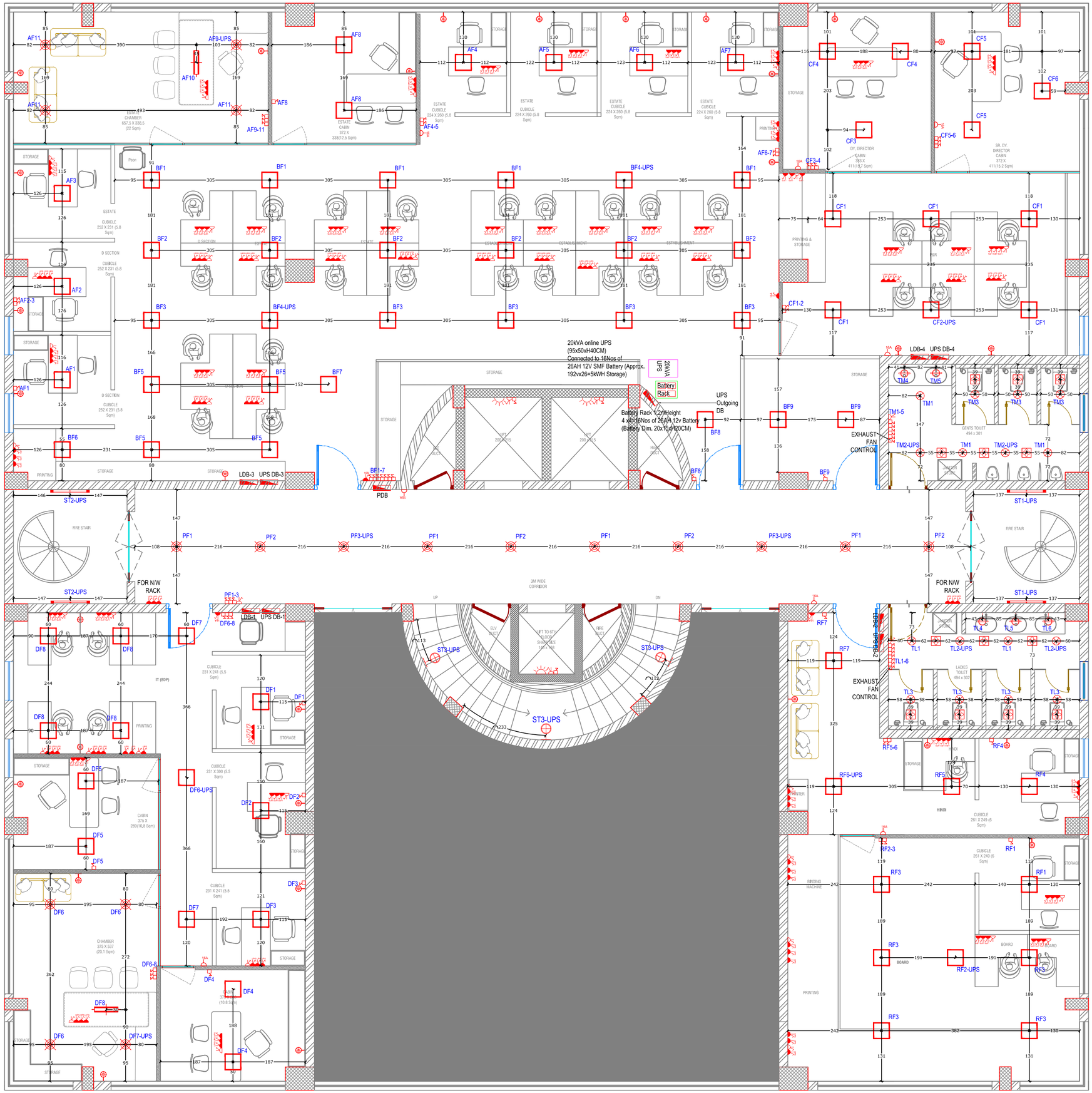

FIFTH FLOOR ELECTRICAL LAYOUT

CLIENT:

COCHIN PORT AUTHORITY

PROJECT NO: 458/2025

DATE :

SCALE :

DIMS : CMS

PROJECT:

COCHIN PORT AUTHORITY INTERIOR

ARCHITECT:

M/S. BLUEBOX ARCHITECTS

ISSUED TO		
	Name	Date

REVISIONS		
	Description	Date

TYPE:

ELECTRICAL

ELECTRICAL LAYOUT:

FIFTH FLOOR

DRAWING NUMBER

AYN	EL	LAYOUT	06	R3
Scale :	NTS	Sheet Size:	A2	
Dwn By :	Er. STK	Date :	04.08.25	
Ch'd By :	Er.Jithu	Date :	04.08.25	
Ap'd By :	Er.Jerin	Date :	04.08.25	

LEGEND–GENERAL–LIGHTING AND POWER

ITEM	PARTICULAR	LEVEL
	6A SWITCHED SOCKET–UPS	+135 CM/RQMT
	6A SWITCHED SOCKET OUTLET	+135 CM/RQMT
	16A SWITCHED SOCKET OUTLET	+135 CM/RQMT
	16A SWITCHED SOCKET OUTLET	+30 CM/RQMT
	HANGING LIGHT	CEILING
	PANEL LIGHT/24W	CEILING
	CEILING LIGHT POINT/3W	CEILING
	CEILING LIGHT POINT/5W	CEILING
	SPOT LIGHT WITH DIRECTION	CEILING
	CEILING LIGHT POINT/15W	CEILING
	WALL LAMP POINT	+240 CM
	MIRROR LAMP POINT	+220 CM/RQMT
	WALL WASHER LIGHT	+240 CM/RQMT
	TUBE LIGHT–25W	CEILING/RQMT
	BULK HEAD POINT/10W	+240 CM
	PROFILE LIGHT	CEILING/RQMT
	WALL FAN POINT	+220 CM/RQMT
	CEILING EXHAUST	CEILING
	DISTRIBUTION BOARD	+150 CM
	6A ONE–WAY SWITCH	+135 CM
	BELL PUSH	+135 CM
	CALL BELL SPEAKER	+240 CM
	GREEN/RED LIGHT INDICATOR	+240 CM
	GREEN/RED LIGHT SWITCH	+135CM/RQMT

MEP CONSULTANT:

Ayner Engineers & MEP Consultants
KAKKANAD COCHIN 682037
projects@ayner.in
+91-9745325633/+91-9539650504
www.ayner.in

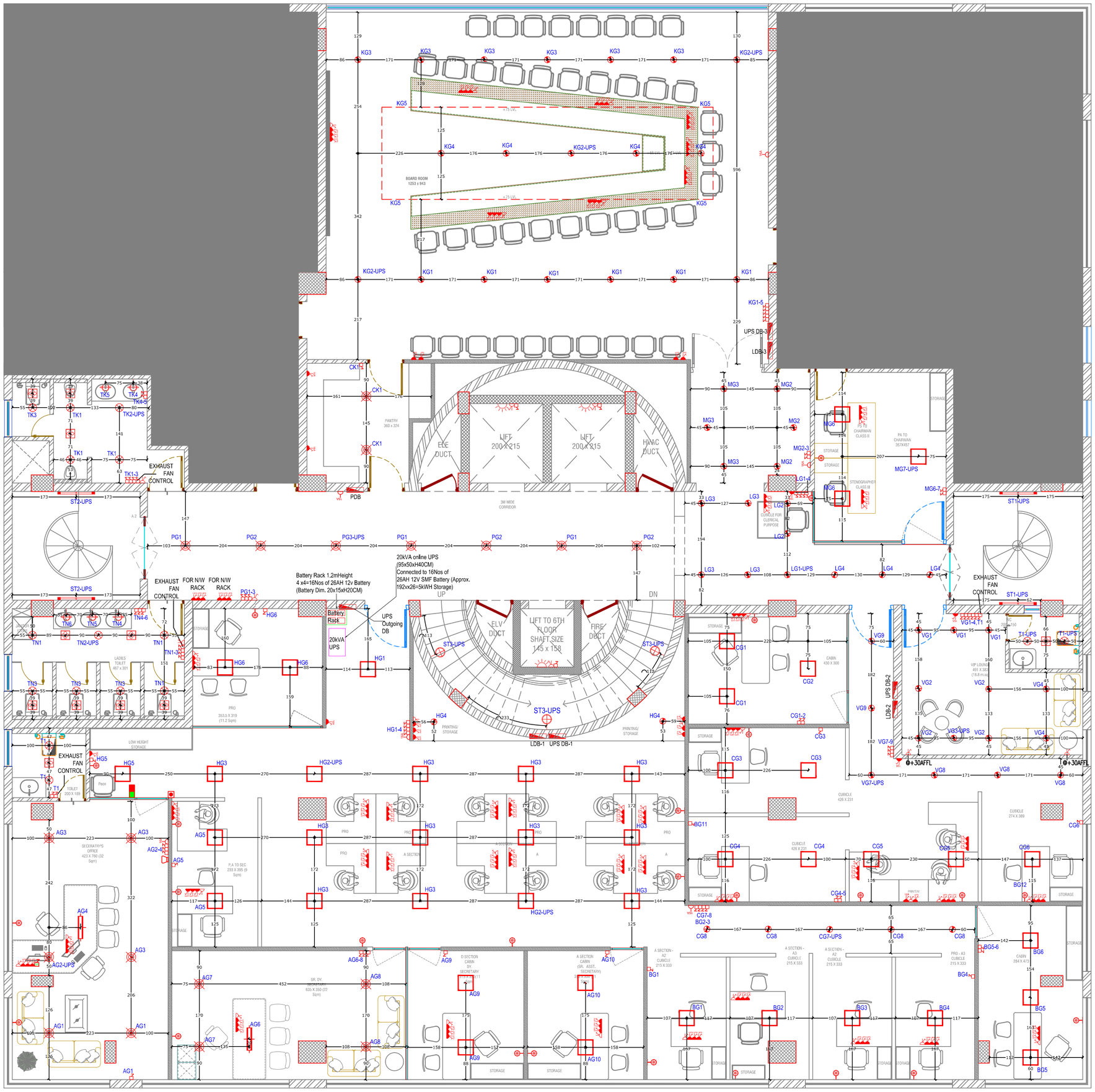

SIXTH FLOOR ELECTRICAL LAYOUT

CLIENT:

COCHIN PORT AUTHORITY

PROJECT NO: 458/2025
DATE :
SCALE :
DIMS : CMS

PROJECT:

COCHIN PORT AUTHORITY INTERIOR

ARCHITECT:

M/S. BLUEBOX ARCHITECTS

ISSUED TO		
	Name	Date

REVISIONS		
	Description	Date

TYPE:

ELECTRICAL

ELECTRICAL LAYOUT:

SIXTH FLOOR

DRAWING NUMBER				
AYN	EL	LAYOUT	07	R3
Scale :	NTS	Sheet Size:	A2	
Dwn By :	Er. STK	Date :	04.08.25	
Ch'd By :	Er.Jithu	Date :	04.08.25	
Ap'd By :	Er.Jerin	Date :	04.08.25	

LEGEND–GENERAL–LIGHTING AND POWER

ITEM	PARTICULAR	LEVEL
	6A SWITCHED SOCKET–UPS	+135 CM/RQMT
	6A SWITCHED SOCKET OUTLET	+135 CM/RQMT
	16A SWITCHED SOCKET OUTLET	+135 CM/RQMT
	16A SWITCHED SOCKET OUTLET	+30 CM/RQMT
	HANGING LIGHT	CEILING
	PANEL LIGHT/24W	CEILING
	CEILING LIGHT POINT/3W	CEILING
	CEILING LIGHT POINT/5W	CEILING
	SPOT LIGHT WITH DIRECTION	CEILING
	CEILING LIGHT POINT/15W	CEILING
	WALL LAMP POINT	+240 CM
	MIRROR LAMP POINT	+220 CM/RQMT
	WALL WASHER LIGHT	+240 CM/RQMT
	TUBE LIGHT–25W	CEILING/RQMT
	BULK HEAD POINT/10W	+240 CM
	PROFILE LIGHT	CEILING/RQMT
	WALL FAN POINT	+220 CM/RQMT
	CEILING EXHAUST	CEILING
	DISTRIBUTION BOARD	+150 CM
	6A ONE–WAY SWITCH	+135 CM
	BELL PUSH	+135 CM
	CALL BELL SPEAKER	+240 CM
	GREEN/RED LIGHT INDICATOR	+240 CM
	GREEN/RED LIGHT SWITCH	+135CM/RQMT

MEP CONSULTANT:

Ayner Engineers & MEP Consultants
KAKKANAD COCHIN 682037
projects@ayner.in
+91-9745325633/+91-9539650504
www.ayner.in